



TILE ODESSEY
Unleashing Design Mastery

In the world of tile craftsmanship, carving tiles stand as intricate masterpieces that transform surfaces into works of art. Each tile, meticulously chiseled and adorned with detail, adds a layer of elegance and sophistication to spaces, turning them into canvases of timeless beauty. The intricacies of the carving process breathe life into each tile, adding depth and dimension that captivate the eye and inspire admiration.



ELEVATE, ENGRAVE,
ENCHANT

NEW CERAMIC
SURFACES TAKE
SHAPE
ACCORDING TO
NATURE

Ceramics are design at the service of man. Saans vitrified designs and builds a system Of indoor and outdoor interior furnishings and Fittings inspired by nature, its elements and Substances, including them in the creative Process. Nature, in turn, designs an organic System around the work of architecture, Generating the perfect fusion of space, Emotion and innovation.





FLUID ARCHITECTURE FOR A RECOVERED POETICS OF LIVING

Man, nature and technology meet in a
Perfectly balanced system, in which the built
And natural environments become an
Integral part of a single, interconnected
Architectural space, designed in continuous
Dialogue with the furnishings and fittings
Which inhabit it.

APPLICATION AREAS



Public Places

Hotels

Residuals

Work Spaces

Malls

Airport

TILES BEYOND ORDINARY, TECHNICAL BEYOND COMPARE.”



Hygienic / Anti-Bacterial Surface

In the pursuit of healthier living environments, the innovation of hygienic and antibacterial surfaces emerges as a revolutionary step towards safeguarding our spaces. These surfaces go beyond aesthetics, embracing a commitment to cleanliness and well-being.



Fire Resistance Surfaced

In the realm of architectural and interior design, the integration of fire-resistant surfaces is a paramount commitment to safety. These surfaces serve as a crucial line of defense, offering peace of mind and safeguarding spaces against the unpredictable threat of fire.



Chemical Resistance Surface

In spaces where chemical exposure is prevalent, compliance with safety standards is non-negotiable. Chemical resistance surfaces contribute to code compliance, ensuring that spaces adhere to safety regulations, creating an environment where both functionality and safety coexist.



Scratch Resistance Surface

While the primary function of scratch-resistant surfaces is to endure, they do so without sacrificing elegance. These surfaces seamlessly integrate into diverse design aesthetics, allowing spaces to exude a sense of everyday elegance that is both enduring and visually appealing.

COLOSSAL CRAFTSMANSHIP CARVING TILES, ELEVATING SPACES TO MONUMENTAL HEIGHTS.



TILE ODESSEY
Unleashing Design Mastery

REGULAR CARVING



Adison
Gris



Albino
Travertine




Atlas
Blue



Avariyo
Grey



Baguni
Brown



Baguni
Natural



Bango
White



Bianco
Lasa



Crinthian
Gray



Cultured
Multi



Egbegun
Jara



Flagstone
Blue



Flamingo
Beige



Harmony
Gris



Iceland
Gold



Keramin
Ermi



Keramin
Natural



Lilac
White



Lioz
Statuario



Lizard
Multi



Maxfine



Metro
Brown



Metro
Silver



Nordic
Natural



Novacera
Calacatta
Brillante



Oikos
Red




Pulpis
Beige



Pulpis
Bianco



Pulpis
Moka




Pulpis
Nero



Sandy Carrara
Gold



Summer
White



Terrazzo
Mix



Tubadzin
Choco



Tubadzin
Grey



Voiterra
Beige

ENDLESS CARVING



Alessia
Bianco



Alessia
Brown




Alessia
Crema




Alessia
Natural



Ateliero
Rinaldi




Burberry
Crema



Fleury
Bianco



Fleury
Brown



Fleury
Grey



Fleury
Gris

TILE ODESSEY

Unleashing Design Mastery



Marfil
Crema



Marfil
Grey



Millet
Brown



Natural
Botticino



Osaka
Brown



Zocalo
Silver



Zocalo
Smoke



Osaka
Gris




Perlino
Brown



Perlino
Crema



Perlino
Grey




Perlino
White



Persian
Beige



Persian
Brown



Persian
Nero



Persian
White



Treviso
White

TILE ODESSEY
Unleashing Design Mastery




PREVIEW OF // ADISON GRIS

ADISON GRIS

600x1200mm
2'x4'

CARVING
SURFACE

RANDOM
PHASES





TILE ODESSEY
Unleashing Design Mastery






PREVIEW OF // ALBINO TRAVERTINE

**ALBINO
TRAVERTINE**

600x1200mm
2'x4'

CARVING
SURFACE

RANDOM
PHASES





TILE ODESSEY
Unleashing Design Mastery




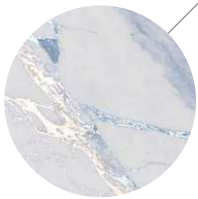

PREVIEW OF // ATLAS BLUE

ATLAS BLUE

600x1200mm
2'x4'

CARVING
SURFACE

RANDOM
PHASES





PREVIEW OF // ATLAS BLUE

TILE ODESSEY
Unleashing Design Mastery




PREVIEW OF // AVARIYO GREY

AVARIYO GREY

600x1200mm
2'x4'

CARVING
SURFACE

RANDOM
PHASES





TILE ODESSEY
Unleashing Design Mastery




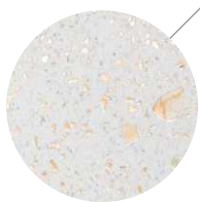
PREVIEW OF // BAGUNI BROWN

BAGUNI BROWN

600x1200mm
2'x4'

CARVING
SURFACE

RANDOM
PHASES





TILE ODESSEY
Unleashing Design Mastery



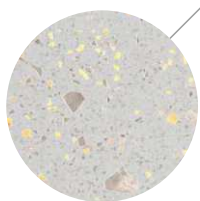

PREVIEW OF // BAGUNI NATURAL

BAGUNI NATURAL

600x1200mm
2'x4'

CARVING
SURFACE

RANDOM
PHASES





TILE ODESSEY
Unleashing Design Mastery




PREVIEW OF // BANGO WHITE

BANGO WHITE

600x1200mm
2'x4'

CARVING
SURFACE

RANDOM
PHASES





TILE ODESSEY

Unleashing Design Mastery






PREVIEW OF // BIANCO LASA

BIANCO LASA

600x1200mm
2'x4'

CARVING
SURFACE

RANDOM
PHASES





TILE ODESSEY

Unleashing Design Mastery




PREVIEW OF // CRINTHIAN GRAY

CRINTHIAN GRAY

600x1200mm
2'x4'

CARVING
SURFACE

RANDOM
PHASES





TILE ODESSEY
Unleashing Design Mastery



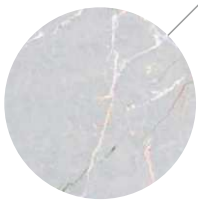
PREVIEW OF // CULTURED MULTI

CULTURED MULTI

600x1200mm
2'x4'

CARVING
SURFACE

RANDOM
PHASES





TILE ODESSEY
Unleashing Design Mastery




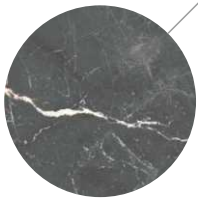

PREVIEW OF // EGBEGUN JARA

EGBEGUN JARA

600x1200mm
2'x4'

CARVING
SURFACE

RANDOM
PHASES





TILE ODESSEY
Unleashing Design Mastery



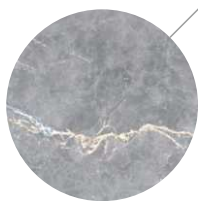


PREVIEW OF // FLAGSTONE BLUE

FLAGSTONE BLUE

600x1200mm
2'x4'

CARVING
SURFACE

RANDOM
PHASES





PREVIEW OF // FLAGSTONE BLUE

TILE ODESSEY
Unleashing Design Mastery




PREVIEW OF // FLAMINGO BEIGE

FLAMINGO BEIGE

600x1200mm
2'x4'

CARVING
SURFACE

RANDOM
PHASES





TILE ODESSEY
Unleashing Design Mastery




PREVIEW OF // HARMONY GRIS

HARMONY GRIS

600x1200mm
2'x4'

CARVING
SURFACE

RANDOM
PHASES





TILE ODESSEY

Unleashing Design Mastery





PREVIEW OF // ICELAND GOLD

ICELAND GOLD

600x1200mm
2'x4'

CARVING
SURFACE

RANDOM
PHASES





TILE ODESSEY
Unleashing Design Mastery





PREVIEW OF // KERAMIN ERMİ

KERAMIN ERMI

600x1200mm
2'x4'

CARVING
SURFACE

RANDOM
PHASES





TILE ODESSEY
Unleashing Design Mastery





PREVIEW OF // KERAMIN NATURAL

**KERAMIN
NATURAL**

600x1200mm
2'x4'

CARVING
SURFACE

RANDOM
PHASES





TILE ODESSEY
Unleashing Design Mastery





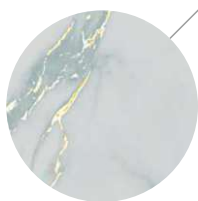

PREVIEW OF // LILAC WHITE

LILAC WHITE

600x1200mm
2'x4'

CARVING
SURFACE

RANDOM
PHASES





TILE ODESSEY

Unleashing Design Mastery






PREVIEW OF // LIOZ STATUARIO

LIOZ STATUARIO

600x1200mm
2'x4'

CARVING
SURFACE

RANDOM
PHASES





TILE ODESSEY

Unleashing Design Mastery






PREVIEW OF // LIZARD MULTI

LIZARD MULTI

600x1200mm
2'x4'

CARVING
SURFACE

RANDOM
PHASES





TILE ODESSEY
Unleashing Design Mastery




PREVIEW OF // MAXFINE

MAXFINE

600x1200mm
2'x4'

CARVING
SURFACE

RANDOM
PHASES





TILE ODESSEY
Unleashing Design Mastery




PREVIEW OF // METRO BROWN

METRO BROWN

600x1200mm
2'x4'

CARVING
SURFACE

RANDOM
PHASES





TILE ODESSEY
Unleashing Design Mastery



PREVIEW OF // METRO SILVER

METRO SILVER

600x1200mm
2'x4'

CARVING
SURFACE

RANDOM
PHASES





TILE ODESSEY

Unleashing Design Mastery




PREVIEW OF // NORDIC NATURAL

NORDIC NATURAL

600x1200mm
2'x4'

CARVING
SURFACE

RANDOM
PHASES





TILE ODESSEY

Unleashing Design Mastery






PREVIEW OF // NOVACERA CALACATTA BRILLANTE

**NOVACERA
CALACATTA
BRILLANTE**

600x1200mm
2'x4'

CARVING
SURFACE

RANDOM
PHASES





PREVIEW OF // NOVACERA CALACATTA BRILLANTE

TILE ODESSEY
Unleashing Design Mastery



PREVIEW OF // OIKOS RED

OIKOS RED

600x1200mm
2'x4'

CARVING
SURFACE

RANDOM
PHASES





TILE ODESSEY
Unleashing Design Mastery




PREVIEW OF // PULPIS BEIGE

PULPIS BEIGE

600x1200mm
2'x4'

CARVING
SURFACE

RANDOM
PHASES





TILE ODESSEY

Unleashing Design Mastery




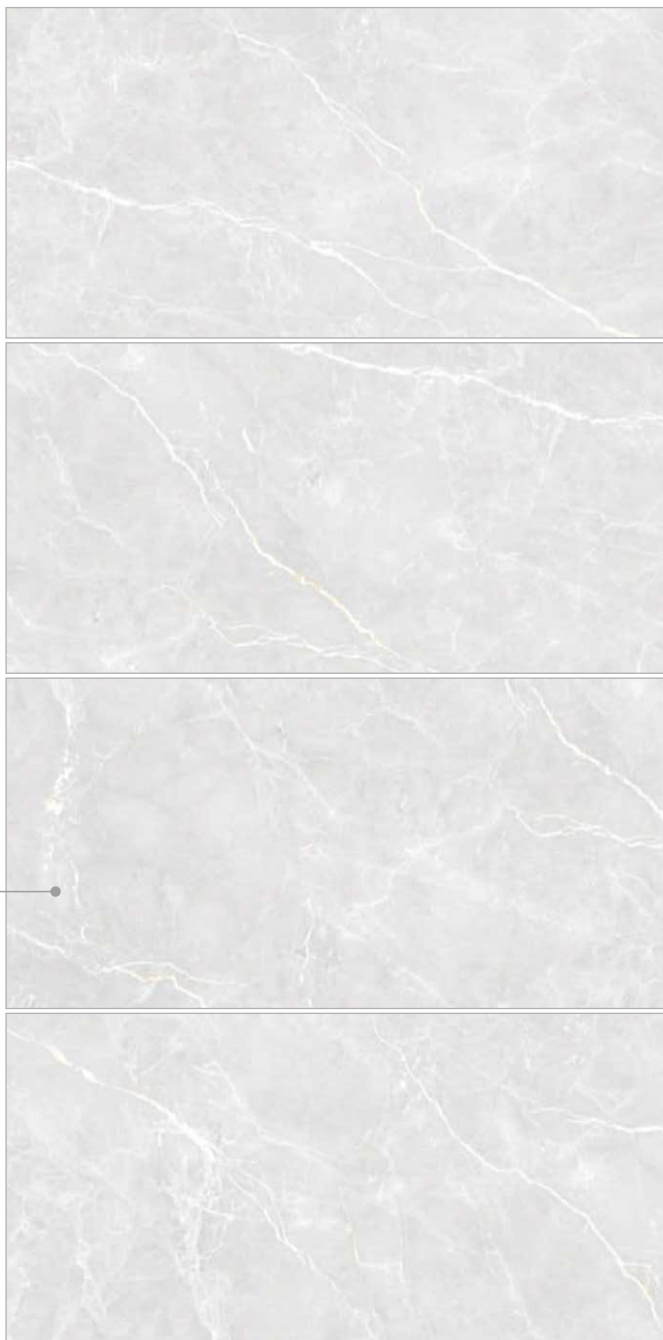

PREVIEW OF // PULPIS BIANCO

PULPIS BIANCO

600x1200mm
2'x4'

CARVING
SURFACE

RANDOM
PHASES





TILE ODESSEY

Unleashing Design Mastery



PREVIEW OF // PULPIS MOKA

PULPIS MOKA

600x1200mm
2'x4'

CARVING
SURFACE

RANDOM
PHASES





TILE ODESSEY
Unleashing Design Mastery




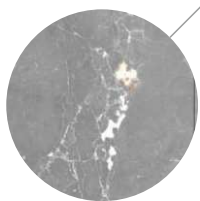

PREVIEW OF // PULPIS NERO

PULPIS NERO

600x1200mm
2'x4'

CARVING
SURFACE

RANDOM
PHASES





TILE ODESSEY
Unleashing Design Mastery



PREVIEW OF // SANDY CARRARA GOLD

**SANDY CARRARA
GOLD**

600x1200mm
2'x4'

CARVING
SURFACE

RANDOM
PHASES





PREVIEW OF // SANDY CARRARA GOLD

TILE ODESSEY
Unleashing Design Mastery





PREVIEW OF // SUMMER WHITE

SUMMER WHITE

600x1200mm
2'x4'

CARVING
SURFACE

RANDOM
PHASES





TILE ODESSEY
Unleashing Design Mastery





PREVIEW OF // TERRATZO MIX

TERRATZO MIX

600x1200mm
2'x4'

CARVING
SURFACE

RANDOM
PHASES





TILE ODESSEY
Unleashing Design Mastery



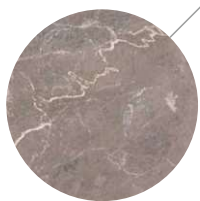


PREVIEW OF // TUBADZIN CHOCO

TUBADZIN CHOCO

600x1200mm
2'x4'

CARVING
SURFACE

RANDOM
PHASES





TILE ODESSEY
Unleashing Design Mastery




PREVIEW OF // TUBADZIN GREY

TUBADZIN GREY

600x1200mm
2'x4'

CARVING
SURFACE

RANDOM
PHASES





PREVIEW OF // TUBADZIN GREY

TILE ODESSEY
Unleashing Design Mastery




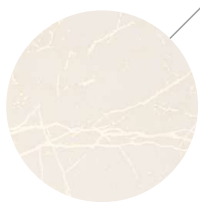

PREVIEW OF // VOITERRA BEIGE

VOITERRA BEIGE

600x1200mm
2'x4'

CARVING
SURFACE

RANDOM
PHASES





FORMATOS

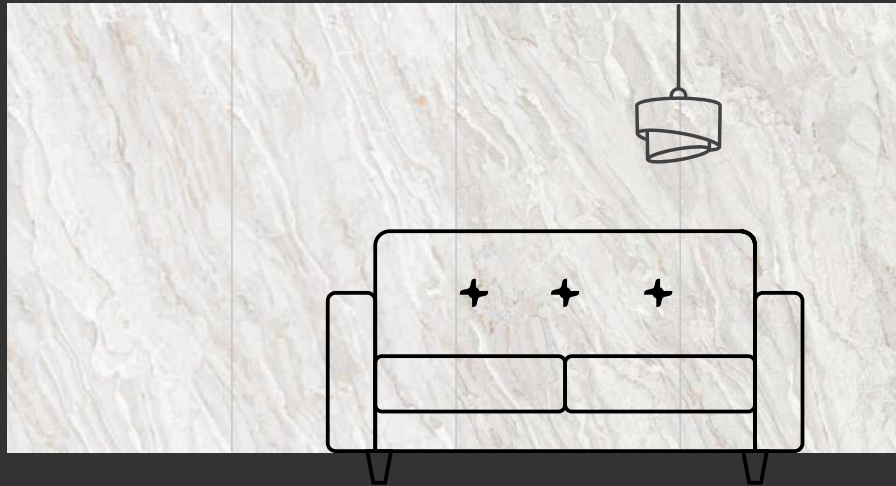
600X1200MM

24"X48"

2'X4'

TILE ODESSEY

Unleashing Design Mastery



THE
ENDLESS
ELEGANCE

INTRODUCING OUR EXTRAORDINARY CERAMIC TILES, WHERE ARTISTRY MEETS INNOVATION. EACH SET OF OUR TILES COMPRISES FOUR UNIQUE, RANDOM PIECES, METICULOUSLY DESIGNED SO THAT THE VEINS FLOW SEAMLESSLY FROM ONE TILE TO THE NEXT. WHEN INSTALLED, THESE TILES CREATE A MESMERIZING, CONTINUOUS MARBLE PATTERN WHERE GROUT LINES VIRTUALLY DISAPPEAR. IT'S MORE THAN JUST A FLOOR; IT'S AN ENDLESS WORK OF ART THAT EFFORTLESSLY TRANSFORMS YOUR SPACE, ADDING A TOUCH OF ELEGANCE AND SOPHISTICATION THAT'S UNPARALLELED. EXPERIENCE THE MAGIC OF OUR TILES, WHERE BEAUTY, CREATIVITY, AND SOPHISTICATION CONVERGE TO REDEFINE YOUR FLOORS.

TILE ODESSEY
Unleashing Design Mastery




PREVIEW OF // ALESSIA BIANCO

ALESSIA BIANCO

600x1200mm
2'x4'

CARVING
SURFACE

ENDLESS
PHASES





TILE ODESSEY
Unleashing Design Mastery




PREVIEW OF // ALESSIA BROWN

ALESSIA BROWN

600x1200mm
2'x4'

CARVING
SURFACE

ENDLESS
PHASES





TILE ODESSEY
Unleashing Design Mastery




PREVIEW OF // ALESSIA CREMA

ALESSIA CREMA

600x1200mm
2'x4'

CARVING
SURFACE

ENDLESS
PHASES





TILE ODESSEY
Unleashing Design Mastery




PREVIEW OF // ALESSIA NATURAL

ALESSIA NATURAL

600x1200mm
2'x4'

CARVING
SURFACE

ENDLESS
PHASES





TILE ODESSEY
Unleashing Design Mastery



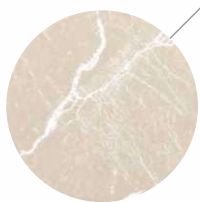
PREVIEW OF // ATELIERO RINALDI

ATELIERO RINALDI

600x1200mm
2'x4'

CARVING
SURFACE

ENDLESS
PHASES





TILE ODESSEY
Unleashing Design Mastery



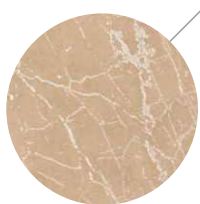
PREVIEW OF // BURBERRY CREMA

BURBERRY CREMA

600x1200mm
2'x4'

CARVING
SURFACE

ENDLESS
PHASES





TILE ODESSEY
Unleashing Design Mastery




PREVIEW OF // FLEURY BIANCO

FLEURY BIANCO

600x1200mm
2'x4'

CARVING
SURFACE

ENDLESS
PHASES





TILE ODESSEY
Unleashing Design Mastery



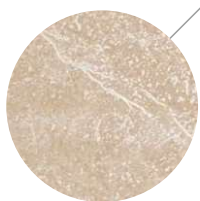

PREVIEW OF // FLEURY BROWN

FLEURY BROWN

600x1200mm
2'x4'

CARVING
SURFACE

ENDLESS
PHASES





TILE ODESSEY
Unleashing Design Mastery



PREVIEW OF // FLEURY GREY

FLEURY GREY

600x1200mm
2'x4'

CARVING
SURFACE

ENDLESS
PHASES





TILE ODESSEY
Unleashing Design Mastery





PREVIEW OF // FLEURY GRIS

FLEURY GRIS

600x1200mm
2'x4'

CARVING
SURFACE

ENDLESS
PHASES





TILE ODESSEY
Unleashing Design Mastery




PREVIEW OF // MARFIL CREMA

MARFIL CREMA

600x1200mm
2'x4'

CARVING
SURFACE

ENDLESS
PHASES





TILE ODESSEY
Unleashing Design Mastery



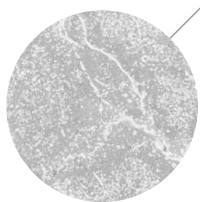

PREVIEW OF // MARFIL GREY

MARFIL GREY

600x1200mm
2'x4'

CARVING
SURFACE

ENDLESS
PHASES





TILE ODESSEY
Unleashing Design Mastery




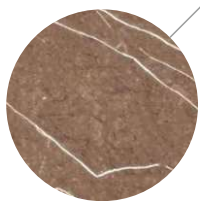

PREVIEW OF // MILLET BROWN

MILLET BROWN

600x1200mm
2'x4'

CARVING
SURFACE

ENDLESS
PHASES





TILE ODESSEY
Unleashing Design Mastery



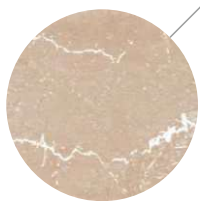
PREVIEW OF // NATURAL BOTTOCINO

NATURAL BOTTOCINO

600x1200mm
2'x4'

CARVING
SURFACE

ENDLESS
PHASES





PREVIEW OF // NATURAL BOTTOCINO

TILE ODESSEY

Unleashing Design Mastery



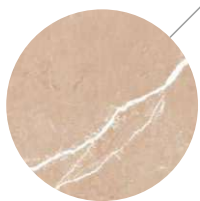

PREVIEW OF // OSAKA BROWN

OSAKA BROWN

600x1200mm
2'x4'

CARVING
SURFACE

ENDLESS
PHASES





TILE ODESSEY

Unleashing Design Mastery



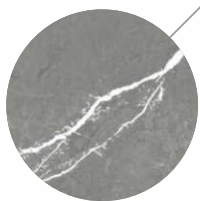
PREVIEW OF // OSAKA GRIS

OSAKA GRIS

600x1200mm
2'x4'

CARVING
SURFACE

ENDLESS
PHASES





TILE ODESSEY
Unleashing Design Mastery



PREVIEW OF // PERLINO BROWN

PERLINO BROWN

600x1200mm
2'x4'

CARVING
SURFACE

ENDLESS
PHASES





TILE ODESSEY
Unleashing Design Mastery




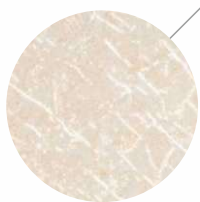

PREVIEW OF // PERLINO CREMA

PERLINO CREMA

600x1200mm
2'x4'

CARVING
SURFACE

ENDLESS
PHASES





TILE ODESSEY
Unleashing Design Mastery





PREVIEW OF // PERLINO GREY

PERLINO GREY

600x1200mm
2'x4'

CARVING
SURFACE

ENDLESS
PHASES





TILE ODESSEY
Unleashing Design Mastery




PREVIEW OF // PERLINO WHITE

PERLINO WHITE

600x1200mm
2'x4'

CARVING
SURFACE

ENDLESS
PHASES





TILE ODESSEY
Unleashing Design Mastery




PREVIEW OF // PERSIAN BEIGE

PERSIAN BEIGE

600x1200mm
2'x4'

CARVING
SURFACE


ENDLESS
PHASES





TILE ODESSEY

Unleashing Design Mastery




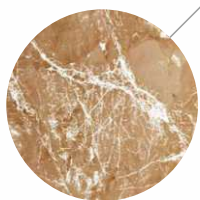
PREVIEW OF // PERSIAN BROWN

PERSIAN BROWN

600x1200mm
2'x4'

CARVING
SURFACE

ENDLESS
PHASES





TILE ODESSEY

Unleashing Design Mastery



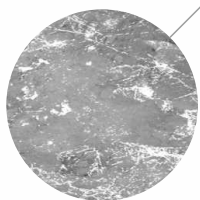
PREVIEW OF // PERSIAN NERO

PERSIAN NERO

600x1200mm
2'x4'

CARVING
SURFACE

ENDLESS
PHASES





TILE ODESSEY
Unleashing Design Mastery




PREVIEW OF // PERSIAN WHITE

PERSIAN WHITE

600x1200mm
2'x4'

CARVING
SURFACE

ENDLESS
PHASES





TILE ODESSEY
Unleashing Design Mastery



PREVIEW OF // TREVISO WHITE

TREVISO WHITE

600x1200mm
2'x4'

CARVING
SURFACE

ENDLESS
PHASES





TILE ODESSEY
Unleashing Design Mastery




PREVIEW OF // ZOCALO SILVER

ZOCALO SILVER

600x1200mm
2'x4'

CARVING
SURFACE

ENDLESS
PHASES





PREVIEW OF // ZOCALO SILVER

TILE ODESSEY
Unleashing Design Mastery




PREVIEW OF // ZOCALO SMOKE

ZOCALO SMOKE

600x1200mm
2'x4'

CARVING
SURFACE

ENDLESS
PHASES








REPRESENTATIVE OF
UNMISTAKABLE
INDIAN AUTHENTICITY
AND STYLE

MADE IN INDIA



Made in India isn't just style, design and excellence, it's a way of being. We identify with the values expressed by Indian ceramic tradition ethical code, which guarantee absolute compliance with labor regulations, and with the marks Made in India and which certify the quality of authentic Italian style.

WE CARE FOR NATURE

ENERGY OPTIMIZATION



Efficient methane gas cogeneration plant



Heat recovery from furnaces and cooling water



CHP vapour recovery with 40% savings in methane gas



100% LED lighting 50% annual power savings

WASTE MANAGEMENT



100% recycled raw and cooked waste



99% waste sent to recovery



100% recycled industrial water and 27% reduction in water consumption over the last 3 years



100% recyclable packaging materials

ENVIRONMENTAL HEALTH



Continuously operating purification and filtration systems



RTO system to reduce harmful emissions and odours



Automated Vertical Warehouse: 60% reduction in CO₂



0% lead, cadmium, and other carcinogenic substances in products



CLEANING & MAINTAINANCE

1. CLEANING AFTER INSTALLATION

FOR REMOVING THE FOLLOWING RESIDUICE	TYPE OF DETERGENT	DETERGENT NAMES
cement base grout grout lime	buffered acid based	keranet
		cement remover
		deterdek pro
		hmk r63
		solvacid

2. EXTRAORDINARY CLEANING

FOR REMOVING THE FOLLOWING RESIDUICE	TYPE OF DETERGENT	DETERGENT NAMES
grease dust footmarks base cleaning	multipurpose alkaline-based (1)	ps87 pro
		intensivreiniger
		hmk r55
coffee coke fruit juice	multipurpose alkaline-based (1)	coloured stain remover
		super deterjet
wine	oxidizing agent	oxidant candeggina
calcareous deposits	acid-based (1)	viakal
rust	acid-based (1)	acido muriatico diluito
inks felt-tipped pen	solvent-based	diluyente nitro, acqua ragia
		coloured stain remover
pneumatic stains from rubber metals or pencils	abrasive paste (1)	vim clorex (2)
		polishing cream (2)
		detergum (3)
tile joint stains	specific	fuganet
		fugenreiniger
clean on a daily basis	neutral universal degreaser	floor cleaner
		cleaner pro
		pflgereiniger
		bonamain + / bmain +
		smac expresse sgrassatore

SPECIAL MAINTENANCE

REMOVING GLOSSY GLAZE

Standard detergents that are available in the market sometimes contain waxes or polish additives that, wash after wash, deposit **glossy glaze** on the floor and causes annoying marks. These types of glazes can also settle on some joint grouts. When simply types of foods such as Coke, wine, water, etc., fall on the floor, they remove this type of glossy glaze and restore the **original appearance** of the tiles (a more opaque look).

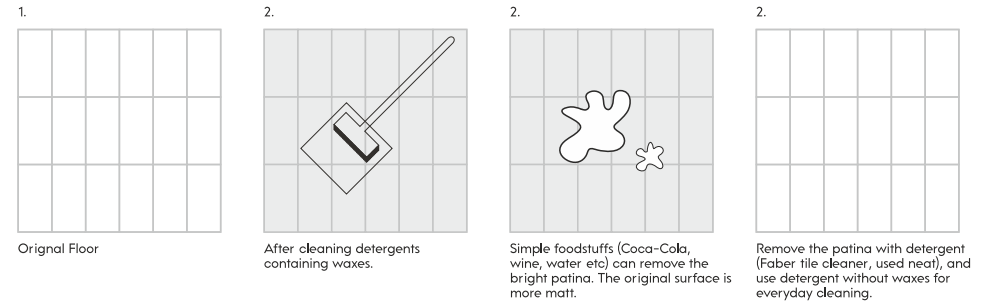
In the middle of the shinier floor, the areas without wax appear as opaque marks, but they are actually the only clean parts of the floor. In these cases, the following must be done:

1. First of all, remove the glossy glaze from the entire floor (see table below);
2. Then, for daily cleaning, use neutral detergents that do not contain wax or polishing glaze

NEVER USE: Waxing and impregnating agents - Acid or alkaline detergents - Abrasive pastes - Abrasive brushes or sponges.

RESIDUES TO BE REMOVED	TYPE OF DETERGENT	DETERGENT NAMES
glossy glaze	weak acidulous	tile cleaner pure (*)

(*) Do not follow the instructions on the package, just apply the pure detergent, leave it on for 5-10 minutes, rub it with soft pads (white, yellow) and rinse it thoroughly with water.



CLEANING "AFTER THE INSTALLATION"

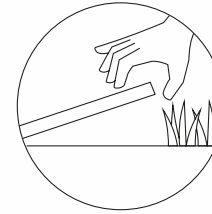
1. Cleaning "after the installation" helps remove residues of grout-joints, cement and lime. This is obligatory at the end of the installation, for glazed tiles and unglazed tiles.
2. If the cleaning "after the installation" is not carried out properly or if is not carried out at all, is often a cause of marks that prevent the floor from being clean even if a good daily cleaning is performed.
3. Whenever is possible, especially for medium to large surfaces, it is advisable to use a single-brush machine with soft disks (white or beige).
4. cleaning cement-based grouts mixed with water. It is carried out with specific detergents based with buffered and diluted acids. The table below shows some of these detergents, which are easily available in the market.

INSTRUCTIONS ON HOW TO CLEAN "AFTER THE INSTALLATION"

1. Clean 4-5 days after the grouting (the grout must be hardened); do not wait over 10 days. In addition to this period, the cleaning can become very laborious.
2. Moisten the floor with water before cleaning. This way the groutings are soaked with water and the contact with detergents is reduced.
3. Let the detergents operate for limited periods, hence rinse out with water as soon as possible.
4. It must not be carried out if the tiled surfaces are very hot (i.e. exposed to the sun during very warm days); this must be avoided as the action of aggressive chemicals become very harsh. On the summer, proceed with the operation during the coolest period of the day.
5. Make sure to always perform a precautionary test before using the product (on a tile that is not laid), especially for Lapped or Polished products.
6. cleaning for epoxy, bi-component and reagent grouts. In these cases the removal must be carried out immediately and carefully following the recommendations of the manufacturers, as these grout harden very fast, even in a few minutes. Please carefully follow the cleaning mode specified by the manufacturer of the grout used; verify its effectiveness (backlight also) with a preliminary cleaning test before grouting the entire floor/wall.
7. "Antislip" tiles that are made with rough and/or textured surfaces must be cleaned very laboriously. Therefore, it is advisable to clean "after the installation", quickly and thoroughly, using a single-brush machine with disks white and beige.



LAYING INSTRUCTION


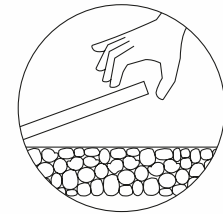


DRY LAYING ON GRASS

In the case of a grass surface, the paving should be laid dry without the use of adhesives. This installation technique is simple, ecological, and can be carried out without specialised personnel. This technique is ideal for rapid creation of elegant paths in public parks and private gardens.

LAYING ON GARVEL

The different installation methods make it possible to create complex spaces while ensuring visual uniformity even when working on diverse substrates. In the presence of a gravel substrate, the floor surface can be installed simply by placement of the tiles without the use of adhesives. This method streamlines the levelling procedure and also guarantees excellent stability. The solution allows the creation of decorative effects using gravel and pebbles of different particle sizes and colours.




LAYING ON SCREED WITH ADHESIVE

The technical characteristics of the glazed vitrified tiles are perfectly compatible also with sandy substrates. This makes the system especially suitable for public areas in the proximity of beaches and in beach bars. Resistant to the action of solar UV radiation and prolonged contact with salt. Impervious to wear caused by sand abrasion. In addition, the R11 A+B+C surface is an advantage for the safety of holiday makers. Installed completely dry, the tiles are the ideal practical and robust solution for seasonal businesses requiring periodic setup and removal operations, such as kiosks or temporary structures in general installed on beaches.

LAYING ON RAISED FLOOR

The Saans' 9mm glazed vitrified tiles are composed of pedestals to raise the floor surface with respect to the base level, resulting in the creation of an underfloor void that can be used to route electrical cables and pipework easily. This allows inspection of technical systems at any time and simple replacement of components if necessary. The system is assembled without adhesives. Dry assembly of the structure is extremely effective in applications where correct drainage is important.



Thank You