



TIMBERLAND

Carved in Excellence



## **FLOORS THAT WHISPER NATURE'S TALE: CHOOSE WOODEN TILES, WALK IN STYLE.**

Wooden tiles have become a popular choice in the world of interior design, offering a unique blend of natural aesthetics and practical functionality. These tiles are crafted to replicate the warmth and richness of real wood, providing a versatile and stylish flooring option for various spaces.

Available in a wide range of colors, sizes, and patterns, wooden tiles offer endless design possibilities. Whether you prefer a classic, rustic, or modern look, there's a wooden tile to suit your aesthetic preferences. The diversity in design allows for creative installations such as herringbone or chevron patterns, creating visually stunning floors.

Wooden tiles bring the timeless beauty of wood into homes and commercial spaces without the challenges associated with traditional hardwood flooring. They capture the essence of natural wood grains, knots, and textures, adding a touch of warmth and sophistication to any room.



TIMBERLAND  
Carved in Excellence

## NATURAL AESTHETICS WITH MODERN CONVENIENCE

One of the key advantages of wood tiles in the 600x1200mm format is the perfect fusion of natural aesthetics and modern convenience. These tiles emulate the authentic look of wood while providing the durability and easy maintenance associated with ceramic or porcelain tiles. The larger size allows for more intricate wood grain patterns and textures, enhancing the realism of the tile and creating a stunning visual impact.

### TECHNICAL CHARACTERISTIC



## FLOORS THAT SPEAK NATURE'S LANGUAGE



The tagline not only captures the essence of the visual appeal but also alludes to the innovation behind modern wood tile manufacturing. These floors seamlessly blend authenticity with innovation, offering the timeless look of hardwood with the durability and practicality of ceramic or porcelain. This harmonious fusion allows you to enjoy the natural aesthetics of wood without compromising on functionality.


The language of nature is diverse and ever-changing, and so are wood tiles. Whether laid in traditional patterns or used in innovative configurations, wood tiles become a medium for creative expression, allowing you to design a space that truly speaks to your unique style.



NAVIGATING IDEAS,  
ONE CLICK AT A TIME  
WELCOME TO THE INDEX

REGULAR  
WOOD

---



START HERE,  
GO ANYWHERE:  
YOUR ADVENTURE  
BEGINS ON THE INDEX.

CARVING  
WOOD


---





# ALAMO NATURAL

TIMBERLAND  
Carved in Excellence




 MATT SURFACE

FORMATS  
600X1200MM  
60X120CM  
24"X48"  
2'X4'

COMPOSITION 4PCS 

TECHNICAL CHARACTERISTICS :





Wall : Alamo Natural  
Floor : Alamo Natural

**TIMBERLAND**  
Carved in Excellence






# ARTICO

OAK

TIMBERLAND  
Carved in Excellence



MATT SURFACE

FORMATS

600X1200MM  
60X120CM  
24"X48"  
2'X4'

COMPOSITION 4PCS




TECHNICAL CHARACTERISTICS :



# CASTELO

BEIGE

TIMBERLAND  
Carved in Excellence



 MATT SURFACE

FORMATS  
600X1200MM  
60X120CM  
24"X48"  
2'X4'

COMPOSITION 4PCS 

TECHNICAL CHARACTERISTICS :







Wall : Castelo Beige  
Floor : Castelo Beige

**TIMBERLAND**  
Carved in Excellence



# CYPRESS BROWN

**TIMBERLAND**  
Carved in Excellence



 MATT SURFACE

FORMATS  
600X1200MM  
60X120CM  
24"X48"  
2'X4'

COMPOSITION 4PCS 



TECHNICAL CHARACTERISTICS :





# CYPRESS CREMA

**TIMBERLAND**  
Carved in Excellence



 MATT SURFACE

FORMATS  
600X1200MM  
60X120CM  
24"X48"  
2'X4'

COMPOSITION 4PCS 


TECHNICAL CHARACTERISTICS :





Wall : Cypress Crema  
Floor : Cypress Crema



**TIMBERLAND**  
Carved in Excellence



# DESIRAE

BROWN

TIMBERLAND  
Carved in Excellence



 MATT SURFACE

FORMATS  
600X1200MM  
60X120CM  
24"X48"  
2'X4'

COMPOSITION 4PCS 

TECHNICAL CHARACTERISTICS :





# DESIRAE NATURAL

**TIMBERLAND**  
Carved in Excellence



 MATT SURFACE

FORMATS  
600X1200MM  
60X120CM  
24"X48"  
2'X4'

COMPOSITION 4PCS 

TECHNICAL CHARACTERISTICS :











Wall : Desirae Natural  
Floor : Desirae Natural

**TIMBERLAND**  
Carved in Excellence



# EVRON MIX BROWN

TIMBERLAND  
Carved in Excellence




 MATT SURFACE

FORMATS  
600X1200MM  
60X120CM  
24"X48"  
2'X4'

COMPOSITION 1PCS 

TECHNICAL CHARACTERISTICS :






# EVRON MIX

## UMBER

TIMBERLAND  
Carved in Excellence



 MATT SURFACE

FORMATS  
600X1200MM  
60X120CM  
24"X48"  
2'X4'

COMPOSITION 1PCS 

TECHNICAL CHARACTERISTICS :





Wall : Evron Mix Umber  
Floor : Evron Mix Umber



**TIMBERLAND**  
Carved in Excellence



# FRONDA ARCE

BEIGE

**TIMBERLAND**  
Carved in Excellence



 MATT SURFACE

FORMATS  
600X1200MM  
60X120CM  
24"X48"  
2'X4'

COMPOSITION 4PCS 

TECHNICAL CHARACTERISTICS :





# FRONDA ARCE

BROWN

TIMBERLAND  
Carved in Excellence



 MATT SURFACE

FORMATS  
600X1200MM  
60X120CM  
24"X48"  
2'X4'

COMPOSITION 4PCS 

TECHNICAL CHARACTERISTICS :





Wall : Fronda Arce Brown  
Floor : Fronda Arce Brown


**TIMBERLAND**  
Carved in Excellence



# FRONDA ARCE

BEIGE

TIMBERLAND  
Carved in Excellence



 MATT SURFACE

COMPOSITION 4PCS 

FORMATS  
600X1200MM  
60X120CM  
24"X48"  
2'X4'

TECHNICAL CHARACTERISTICS :







# LOGGER CREMA

TIMBERLAND  
Carved in Excellence



 MATT SURFACE

FORMATS  
600X1200MM  
60X120CM  
24"X48"  
2'X4'

COMPOSITION 4PCS 

TECHNICAL CHARACTERISTICS :





Wall : Logger Crema  
Floor : Logger Crema



**TIMBERLAND**  
Carved in Excellence



# MANGOLIA

BEIGE

TIMBERLAND  
Carved in Excellence



 MATT SURFACE

FORMATS  
600X1200MM  
60X120CM  
24"X48"  
2'X4'

COMPOSITION 4PCS 

TECHNICAL CHARACTERISTICS :






# MANGOLIA

BROWN

TIMBERLAND  
Carved in Excellence



 MATT SURFACE

COMPOSITION 4PCS 

FORMATS  
600X1200MM  
60X120CM  
24"X48"  
2'X4'

TECHNICAL CHARACTERISTICS :





Wall : Mangolia Brown  
Floor : Mangolia Brown

**TIMBERLAND**  
Carved in Excellence



# REAL WOOD

## BROWN

**TIMBERLAND**  
Carved in Excellence



 MATT SURFACE

FORMATS  
600X1200MM  
60X120CM  
24"X48"  
2'X4'

COMPOSITION 4PCS 

TECHNICAL CHARACTERISTICS :






# REAL WOOD

## NATURAL

TIMBERLAND  
Carved in Excellence



 MATT SURFACE

FORMATS  
600X1200MM  
60X120CM  
24"X48"  
2'X4'

COMPOSITION 4PCS 

TECHNICAL CHARACTERISTICS :





Wall : Real Wood Natural  
Floor : Real Wood Natural


**TIMBERLAND**  
Carved in Excellence





# ROYAL OAK

**TIMBERLAND**  
Carved in Excellence



 MATT SURFACE

FORMATS  
600X1200MM  
60X120CM  
24"X48"  
2'X4'

COMPOSITION 4PCS 

TECHNICAL CHARACTERISTICS :






# SEDAN

## OAK

**TIMBERLAND**  
Carved in Excellence



 MATT SURFACE

FORMATS  
600X1200MM  
60X120CM  
24"X48"  
2'X4'

COMPOSITION 4PCS 

TECHNICAL CHARACTERISTICS :






Wall : Sedan Oak  
Floor : Sedan Oak

**TIMBERLAND**  
Carved in Excellence



# WORN WOOD

**TIMBERLAND**  
Carved in Excellence



 MATT SURFACE

FORMATS  
600X1200MM  
60X120CM  
24"X48"  
2'X4'


COMPOSITION 4PCS 

TECHNICAL CHARACTERISTICS :





# TIMBERLAND

Carved in Excellence



## CARVING MATT SURFACE


In the realm of craftsmanship, few techniques embody the rich heritage and timeless allure of wood carving. The art of sculpting intricate designs onto wooden surfaces transcends generations, evoking a sense of tradition, craftsmanship, and unparalleled beauty. In this exploration, we delve into the captivating world of wood carving surfaces, where skilled hands transform a simple piece of wood into a work of art.





# AMAZON WALNUT

TIMBERLAND  
Carved in Excellence



 CARVING MATT SURFACE

COMPOSITION 4PCS 

FORMATS  
600X1200MM  
60X120CM  
24"X48"  
2'X4'

TECHNICAL CHARACTERISTICS :







Wall : Amazon Walnut  
Floor : Amazon Walnut

**TIMBERLAND**  
Carved in Excellence



# ARDEN OAK

**TIMBERLAND**  
Carved in Excellence




 CARVING MATT SURFACE

FORMATS  
600X1200MM  
60X120CM  
24"X48"  
2'X4'

COMPOSITION 4PCS 

TECHNICAL CHARACTERISTICS :








# DACOTA

BEIGE

TIMBERLAND  
Carved in Excellence



 CARVING MATT SURFACE

COMPOSITION 4PCS 

FORMATS  
600X1200MM  
60X120CM  
24"X48"  
2'X4'

TECHNICAL CHARACTERISTICS :







Wall : Dakota Beige  
Floor : Dakota Beige

**TIMBERLAND**  
Carved in Excellence



# BASS WOOD

**TIMBERLAND**  
Carved in Excellence



 CARVING MATT SURFACE

FORMATS  
600X1200MM  
60X120CM  
24"X48"  
2'X4'

COMPOSITION 4PCS 

TECHNICAL CHARACTERISTICS :





# HICKORY OAK

TIMBERLAND  
Carved in Excellence



 CARVING MATT SURFACE

COMPOSITION 4PCS 

FORMATS  
600X1200MM  
60X120CM  
24"X48"  
2'X4'

TECHNICAL CHARACTERISTICS :






Wall : Hickory Oak  
Floor : Hickory Oak

**TIMBERLAND**  
Carved in Excellence



# FRENCH WOOD

**TIMBERLAND**  
Carved in Excellence



 CARVING MATT SURFACE

FORMATS  
600X1200MM  
60X120CM  
24"X48"  
2'X4'

COMPOSITION 1PCS 

TECHNICAL CHARACTERISTICS :






# HOBITET

NATURAL

TIMBERLAND  
Carved in Excellence



 CARVING MATT SURFACE

COMPOSITION 4PCS 

FORMATS  
600X1200MM  
60X120CM  
24"X48"  
2'X4'

TECHNICAL CHARACTERISTICS :





Wall : Hobitet Natural  
Floor : Hobitet Natural

**TIMBERLAND**  
Carved in Excellence






# HOBITET

CREMA

TIMBERLAND  
Carved in Excellence



 CARVING MATT SURFACE

FORMATS  
600X1200MM  
60X120CM  
24"X48"  
2'X4'

COMPOSITION 4PCS 



TECHNICAL CHARACTERISTICS :





**IROKO**  
**RED**

**TIMBERLAND**  
Carved in Excellence



 CARVING MATT SURFACE

FORMATS  
600X1200MM  
60X120CM  
24"X48"  
2'X4'

COMPOSITION 4PCS 

TECHNICAL CHARACTERISTICS :





Wall : Iroko Red  
Floor : Iroko Red



**TIMBERLAND**  
Carved in Excellence



# LARCH WOOD

## BEIGE

**TIMBERLAND**  
Carved in Excellence



 CARVING MATT SURFACE

FORMATS  
600X1200MM  
60X120CM  
24"X48"  
2'X4'

COMPOSITION 4PCS 

TECHNICAL CHARACTERISTICS :






# LARCH WOOD

## BROWN

**TIMBERLAND**  
Carved in Excellence



 CARVING MATT SURFACE

FORMATS  
600X1200MM  
60X120CM  
24"X48"  
2'X4'

COMPOSITION 4PCS 

TECHNICAL CHARACTERISTICS :





Wall : Larch Wood Brown  
Floor : Larch Wood Brown



**TIMBERLAND**  
Carved in Excellence



# LARCH WOOD

GRIS

TIMBERLAND  
Carved in Excellence



 CARVING MATT SURFACE

FORMATS  
600X1200MM  
60X120CM  
24"X48"  
2'X4'

COMPOSITION 4PCS 



TECHNICAL CHARACTERISTICS :





# NAVORA

**TIMBERLAND**  
Carved in Excellence



 CARVING MATT SURFACE

COMPOSITION 4PCS 

FORMATS  
600X1200MM  
60X120CM  
24"X48"  
2'X4'

TECHNICAL CHARACTERISTICS :







Wall : Navora  
Floor : Navora


**TIMBERLAND**  
Carved in Excellence



# OAK HARDWOOD

## BEIGE

**TIMBERLAND**  
Carved in Excellence



 CARVING MATT SURFACE

FORMATS  
600X1200MM  
60X120CM  
24"X48"  
2'X4'

COMPOSITION 4PCS 

TECHNICAL CHARACTERISTICS :







# OAK HARDWOOD

## BROWN

TIMBERLAND  
Carved in Excellence



 CARVING MATT SURFACE

FORMATS  
600X1200MM  
60X120CM  
24"X48"  
2'X4'

COMPOSITION 4PCS 

TECHNICAL CHARACTERISTICS :





Wall : Oak Hardwood Brown  
Floor : Oak Hardwood Brown




**TIMBERLAND**  
Carved in Excellence



# OAK HARDWOOD

## NATURAL

**TIMBERLAND**  
Carved in Excellence



 CARVING MATT SURFACE

COMPOSITION 4PCS 

FORMATS  
600X1200MM  
60X120CM  
24"X48"  
2'X4'

TECHNICAL CHARACTERISTICS :





# PINE WOOD BROWN

TIMBERLAND  
Carved in Excellence



 CARVING MATT SURFACE

FORMATS  
600X1200MM  
60X120CM  
24"X48"  
2'X4'

COMPOSITION 4PCS 


TECHNICAL CHARACTERISTICS :





Wall : Pine Wood Brown  
Floor : Pine Wood Brown

**TIMBERLAND**  
Carved in Excellence



# PINE WOOD CREMA

**TIMBERLAND**  
Carved in Excellence



 CARVING MATT SURFACE

COMPOSITION 4PCS 

FORMATS  
600X1200MM  
60X120CM  
24"X48"  
2'X4'

TECHNICAL CHARACTERISTICS :








# RUST

## OAK

**TIMBERLAND**  
Carved in Excellence



 CARVING MATT SURFACE

COMPOSITION 4PCS 

FORMATS  
600X1200MM  
60X120CM  
24"X48"  
2'X4'

TECHNICAL CHARACTERISTICS :







Wall : Rust Oak  
Floor : Rust Oak

**TIMBERLAND**  
Carved in Excellence



# SONOMA OAK

**TIMBERLAND**  
Carved in Excellence



 CARVING MATT SURFACE

COMPOSITION 4PCS 

FORMATS  
600X1200MM  
60X120CM  
24"X48"  
2'X4'

TECHNICAL CHARACTERISTICS :





REPRESENTATIVE OF  
UNMISTAKABLE  
INDIAN AUTHENTICITY  
AND STYLE

MADE IN INDIA



Made in India isn't just style, design and excellence, it's a way of being. We identify with the values expressed by Indian ceramic tradition ethical code, which guarantee absolute compliance with labor regulations, and with the marks Made in India and which certify the quality of authentic Italian style.

# WE CARE FOR NATURE

## ENERGY OPTIMIZATION

-  Efficient methane gas cogeneration plant
-  Heat recovery from furnaces and cooling water
-  -40% CHP vapour recovery with 40% savings in methane gas
-  100% LED lighting. 50% annual power savings

## WASTE MANAGEMENT

-  100% recycled raw and cooked waste
-  99% waste sent to recovery
-  100% recycled industrial water and 27% reduction in water consumption over the last 3 years
-  100% recyclable packaging materials

## ENVIRONMENTAL HEALTH

-  Continuously operating purification and filtration systems
-  RTO system to reduce harmful emissions and odours
-  -60% Automated Vertical Warehouse: 60% reduction in CO<sub>2</sub>
-  0% lead, cadmium, and other carcinogenic substances in products



# CLEANING & MAINTAINANCE

## 1. CLEANING AFTER INSTALLATION

FOR REMOVING THE FOLLOWING RESIDUICE	TYPE OF DETERGENT	DETERGENT NAMES
cement base grout grout lime	buffered acid based	keranet
		cement remover
		deterdek pro
		hmk r63
		solvacid

## 2. EXTRAORDINARY CLEANING

FOR REMOVING THE FOLLOWING RESIDUICE	TYPE OF DETERGENT	DETERGENT NAMES
grease dust footmarks base cleaning	multipurpose alkaline-based (1)	ps87 pro
		intensivreiniger
		hmk r55
coffee coke fruit juice	multipurpose alkaline-based (1)	coloured stain remover
		super deterjet
wine	oxidizing agent	oxidant candeggina
calcareous deposits	acid-based (1)	viakal
rust	acid-based (1)	acido muriatico diluito
inks felt-tipped pen	solvent-based	diluyente nitro, acqua ragia
		coloured stain remover
pneumatic stains from rubber metals or pencils	abrasive paste (1)	vim clorex (2)
		polishing cream (2)
		detergum (3)
tile joint stains	specific	fuganet
		fugenreiniger
clean on a daily basis	neutral universal degreaser	floor cleaner
		cleaner pro
		pflgereiniger
		bonamain + / bmain +
		smac expresse sgrassatore

# SPECIAL MAINTENANCE

## REMOVING GLOSSY GLAZE

Standard detergents that are available in the market sometimes contain waxes or polish additives that, wash after wash, deposit **glossy glaze** on the floor and causes annoying marks. These types of glazes can also settle on some joint grouts. When simply types of foods such as Coke, wine, water, etc., fall on the floor, they remove this type of glossy glaze and restore the **original appearance** of the tiles (a more opaque look).

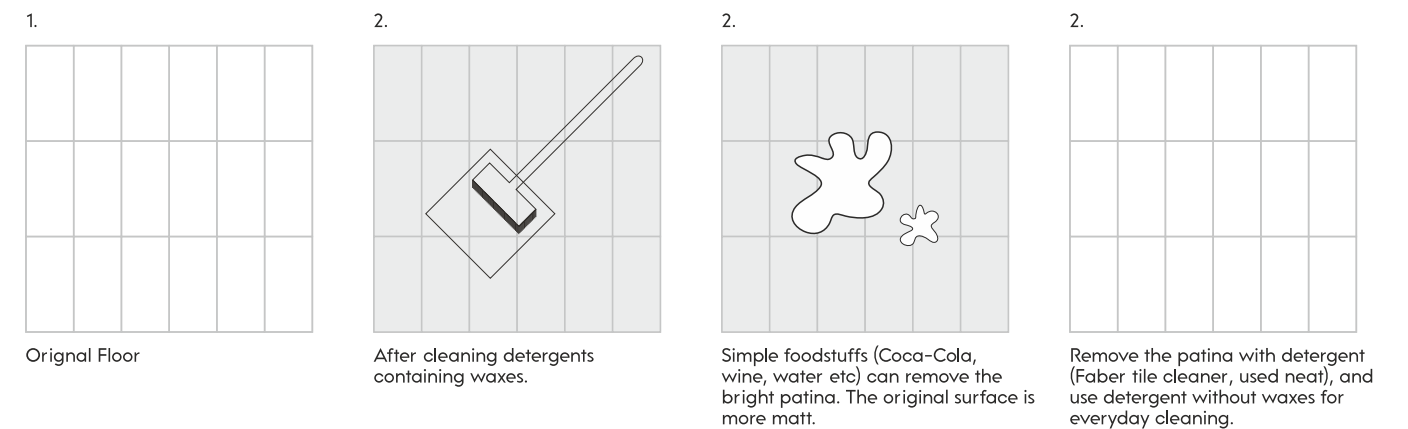
In the middle of the shinier floor, the areas without wax appear as opaque marks, but they are actually the only clean parts of the floor. In these cases, the following must be done:

1. First of all, remove the glossy glaze from the entire floor (see table below);
2. Then, for daily cleaning, use neutral detergents that do not contain wax or polishing glaze

**NEVER USE:** Waxing and impregnating agents - Acid or alkaline detergents - Abrasive pastes - Abrasive brushes or sponges.

RESIDUES TO BE REMOVED	TYPE OF DETERGENT	DETERGENT NAMES
glossy glaze	weak acidulous	tile cleaner pure (*)

(\*) Do not follow the instructions on the package, just apply the pure detergent, leave it on for 5-10 minutes, rub it with soft pads (white, yellow) and rinse it thoroughly with water.



### CLEANING "AFTER THE INSTALLATION"

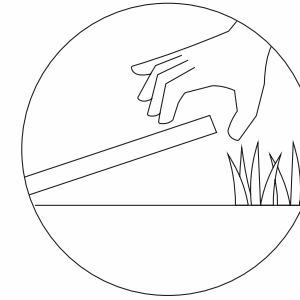
1. Cleaning "after the installation" helps remove residues of grout-joints, cement and lime. This is obligatory at the end of the installation, for glazed tiles and unglazed tiles.
  2. If the cleaning "after the installation" is not carried out properly or if is not carried out at all, is often a cause of marks that prevent the floor from being clean even if a good daily cleaning is performed.
  3. Whenever is possible, especially for medium to large surfaces, it is advisable to use a single-brush machine with soft disks (white or beige).
  4. cleaning cement-based grouts mixed with water.
- It is carried out with specific detergents based with buffered and diluted acids. The table below shows some of these detergents, which are easily available in the market.

### INSTRUCTIONS ON HOW TO CLEAN "AFTER THE INSTALLATION"

1. Clean 4-5 days after the grouting (the grout must be hardened); do not wait over 10 days. In addition to this period, the cleaning can become very laborious.
2. Moisten the floor with water before cleaning. This way the groutings are soaked with water and the contact with detergents is reduced.
3. Let the detergents operate for limited periods, hence rinse out with water as soon as possible.
4. It must not be carried out if the tiled surfaces are very hot (i.e. exposed to the sun during very warm days); this must be avoided as the action of aggressive chemicals become very harsh. On the summer, proceed with the operation during the coolest period of the day.
5. Make sure to always perform a precautionary test before using the product (on a tile that is not laid), especially for Lapped or Polished products.
6. cleaning for epoxy, bi-component and reagent grouts In these cases the removal must be carried out immediately and carefully following the recommendations of the manufacturers, as these grout harden very fastly, even in a few minutes. Please carefully follow the cleaning mode specified by the manufacturer of the grout used; verify its effectiveness (backlight also) with a preliminary cleaning test before grouting the entire floor/wall.
7. "Antislip" tiles that are made with rough and/or textured surfaces must be cleaned very laboriously. Therefore, it is advisable to clean "after the installation", quickly and thoroughly, using a single-brush machine with disks white and beige.



## LAYING INSTRUCTION

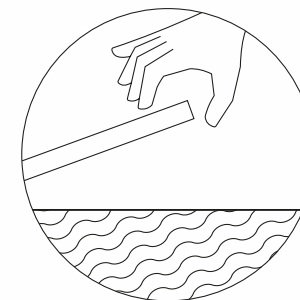
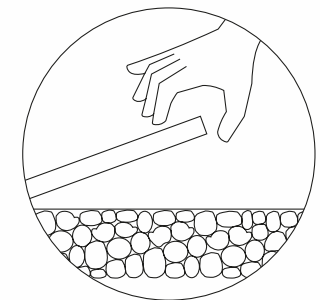


### DRY LAYING ON GRASS

In the case of a grass surface, the paving should be laid dry without the use of adhesives. This installation technique is simple, ecological, and can be carried out without specialised personnel. This technique is ideal for rapid creation of elegant paths in public parks and private gardens.

### LAYING ON GARVEL

The different installation methods make it possible to create complex spaces while ensuring visual uniformity even when working on diverse substrates. In the presence of a gravel substrate, the floor surface can be installed simply by placement of the tiles without the use of adhesives. This method streamlines the levelling procedure and also guarantees excellent stability. The solution allows the creation of decorative effects using gravel and pebbles of different particle sizes and colours.




### LAYING ON SCREED WITH ADHESIVE

The technical characteristics of the glazed vitrified tiles are perfectly compatible also with sandy substrates. This makes the system especially suitable for public areas in the proximity of beaches and in beach bars. Resistant to the action of solar UV radiation and prolonged contact with salt. Impervious to wear caused by sand abrasion. In addition, the R11 A+B+C surface is an advantage for the safety of holiday makers. Installed completely dry, the tiles are the ideal practical and robust solution for seasonal businesses requiring periodic setup and removal operations, such as kiosks or temporary structures in general installed on beaches.

### LAYING ON RAISED FLOOR

The Saans' 9mm glazed vitrified tiles are composed of pedestals to raise the floor surface with respect to the base level, resulting in the creation of an underfloor void that can be used to route electrical cables and pipework easily. This allows inspection of technical systems at any time and simple replacement of components if necessary. The system is assembled without adhesives. Dry assembly of the structure is extremely effective in applications where correct drainage is important.



**Thank You**