

VENISTONE

LUXURY MEETS PURITY





VENISTONE is a tribute to the timeless beauty found deep within the Carrara quarries of Italy. Inspired by the very heart of Carrara, each Statuario piece echoes the rich history and natural wonders of this renowned region. Just as the artisans of Carrara have sculpted their masterpieces from these marble quarries for centuries, **VENISTONE** brings that same artistry into your living spaces. **VENISTONE** evoke the serene beauty of Carrara's landscapes, inviting you to embrace the luxury and history of Italy in your home.

**ELEGANCE
FORGED
IN CARRARA**



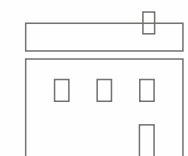
VENISTONE INVITES TO PLAY WITH THE ELEMENTS TO CREATE NEW EXPRESSION POSSIBILITIES



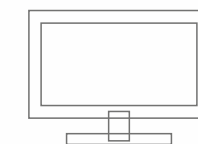
Public Places



Hotels



Residentals



Work Spaces



Malls



Airport

VENISTONE is a collection inspired by the quarries of carrara and alps, and its name already tells of its nature and purpose. A collection full of elegance that can be combined to create new and original solutions. **VENISTONE** decoration personality enriches settings thanks to the infinite possibilities of combining surfaces.

**AN ENGAGING
AESTHETIC EXPERIENCE.
TO SHAPE YOUR
DAILY LIFE INTO A
MATTER OF EMOTIONS.**

VENISTONE Collection, we bring you the epitome of luxury and refinement. Like a discerning connoisseur, gently touches the surface of **VENISTONE**, feeling the smoothness and elegance of Carrara marble at her fingertips. With each tile, you'll experience the same sensation of timeless beauty and exquisite craftsmanship that has been celebrated for centuries. **VENISTONE** tiles don't just adorn your spaces; they transform them into living works of art. Let your palm glide across the surface, and you'll discover that true elegance is indeed at your fingertips.





MARBLE IS AN EXPRESSION
OF NATURE AND DESERVES
OUR RESPECT.

THE RIGHT CHOICE FOR PUBLIC AND PRIVATE SPACES

AMELIA
NATURAL



BELDIA
BIANCO



BISTROT
CALACATTA



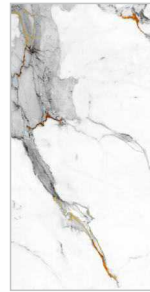
BISTROT
MICHELANGELO



BONAPARTE IVAL
WHITE



BRONZO
WHITE



CALACATTA
MACCHIA VECCHIA



CAMELA
STATUARIO



CAVA
GOLD



CLOUD
BOW STATUARIO



FANTASY
PINK




FIRENZE
POLIDO



GOLD
MURAL



JAZZ
GREEN WHITE



LAPARET
NASHIRA



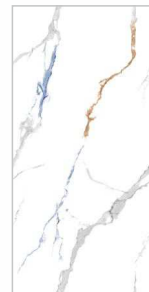
MARVEL
STATUARIO



AFYON
WHITE



ATLANTA
WHITE



CARAKON
MULTI



MULTI
STATUARIO



NATURAL
STATUARIO BLUE



NATURAL
STATUARIO BROWN



PACIFIC
GOLD



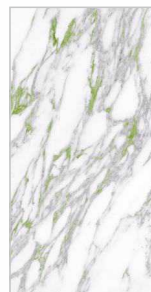
PACIFIC
GREEN



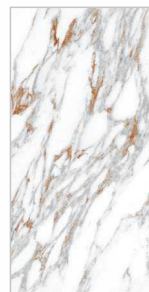
RECTANGLE
CRASH BLUE



RICHMOND
GREEN



RICHMOND
RED



CORINTO
WHITE



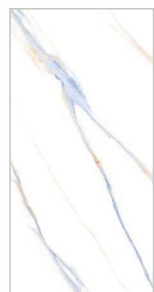
NIL
BLUE



STATUARIO
NEX



SAPHIRE
BAZILLE



STATUARIO
BERLIN



STATUARIO
MAXERO



STATUARIO
VENA FINE



STATUARIO
VENATO



URLI
BLUE



VENATO
ORO



WHITE NEOTRA
INMENZA



VALERIA
BLUE



VALERIA
GOLD



VISTA
WHITE



Design : **AMELIA NATURAL**

VENISTONE
LUXURY MEETS PURITY

600x1200mm / 2'x4'
Glossy Surface






Design :
AMELIA NATURAL

Dimension 600x1200mm / 2'x4' / 24"x48"

Surface Polished (Glossy)




Random Design




Design :
**MARVEL
STATUARIO**

Dimension 600x1200cm / 2'x4' / 24"x48"

Surface Polished (Glossy)



Random Design




Design : **BELDIA BIANCO**

VENISTONE

LUXURY MEETS PURITY

600x1200mm / 2'x4'
Glossy Surface





Design :
BELDIA BIANCO

Dimension 600x1200mm / 2'x4' / 24"x48"

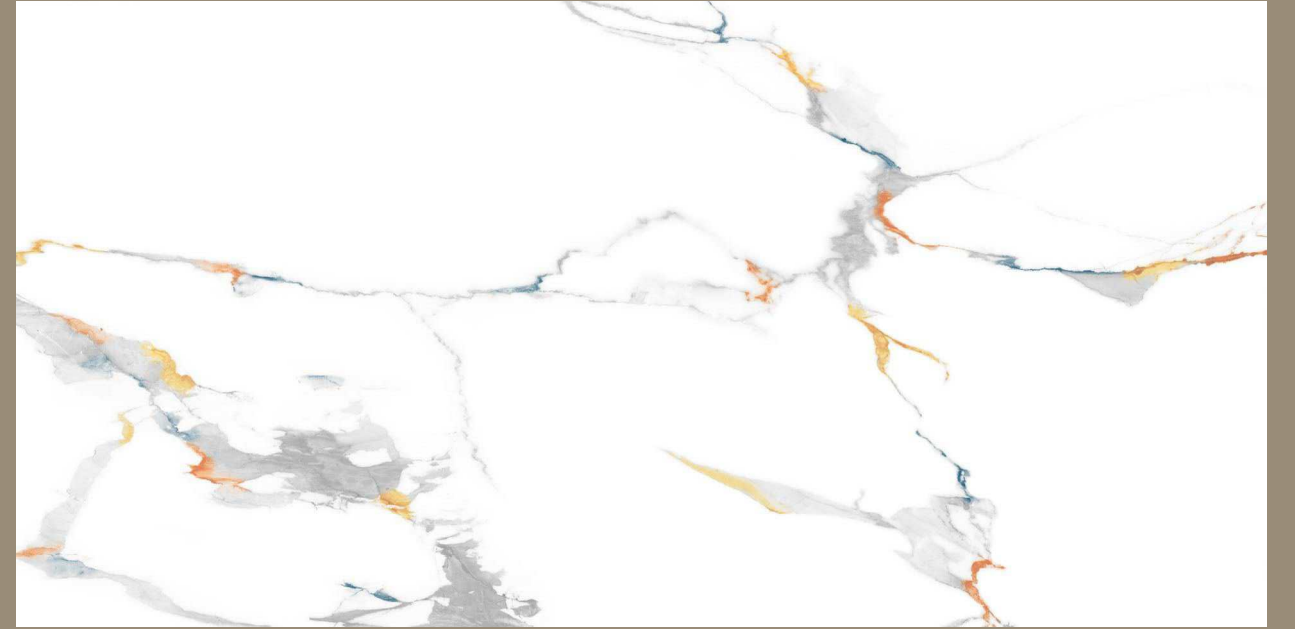
Surface Polished (Glossy)




Design :
MULTI STATUARIO

Dimension 600x1200cm / 2'x4' / 24"x48"


Surface Polished (Glossy)



Random Design




Random Design



Design : **BISTROT CALACATTA**

VENISTONE
LUXURY MEETS PURITY

600x1200mm / 2'x4'
Glossy Surface






Design :
**BISTROT
CALACATTA**

Dimension 600x1200mm / 2'x4' / 24"x48"

Surface Polished (Glossy)




Random Design




Design :
**NATURAL
STATUARIO BLUE**

Dimension 600x1200cm / 2'x4' / 24"x48"

Surface Polished (Glossy)




Random Design



Design : **BISTROT MICHELANGELO**

VENISTONE
LUXURY MEETS PURITY

600x1200mm / 2'x4'
Glossy Surface







Design :
**BISTROT
MICHELANGELO**

Dimension 600x1200mm / 2'x4' / 24"x48"

Surface Polished (Glossy)




Random Design




Design :
**NATURAL
STATUARIO BROWN**

Dimension 600x1200cm / 2'x4' / 24"x48"

Surface Polished (Glossy)




Random Design



Design : **BONAPARTE IVAL WHITE**

VENISTONE
LUXURY MEETS PURITY

600x1200mm / 2'x4'
Glossy Surface

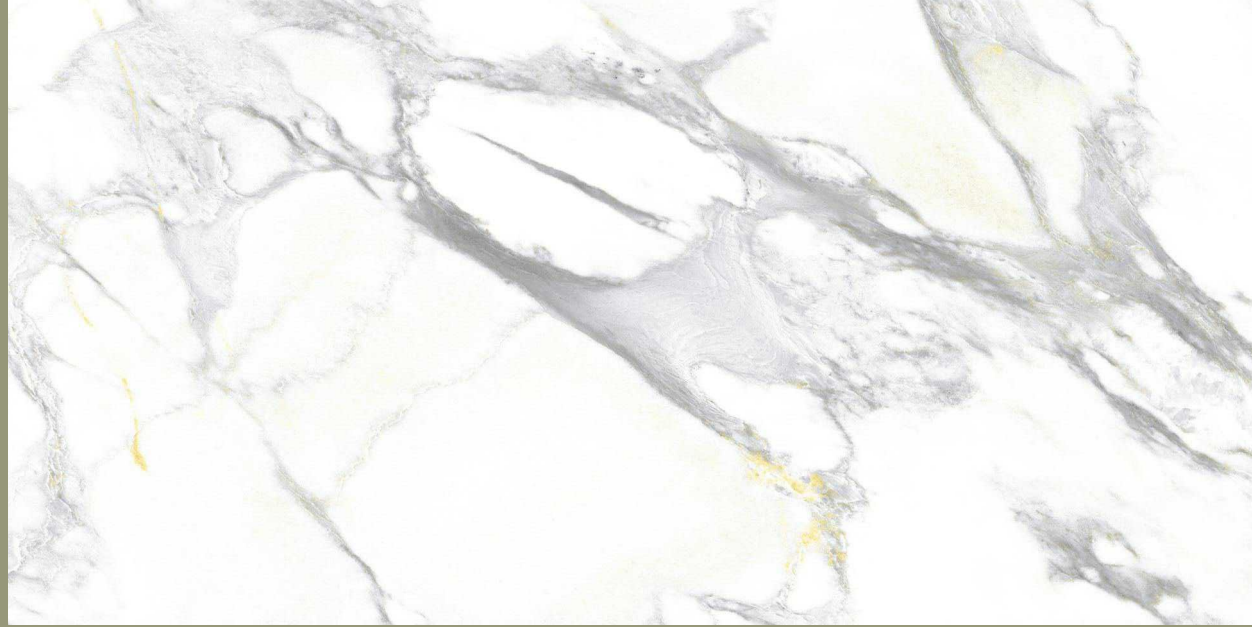




Design :
**BONAPARTE
IVAL WHITE**

Dimension 600x1200mm / 2'x4' / 24"x48"

Surface Polished (Glossy)




Design :
PACIFIC GOLD

Dimension 600x1200cm / 2'x4' / 24"x48"


Surface Polished (Glossy)



Random Design




Random Design



Design : **BRONZO WHITE**

VENISTONE
LUXURY MEETS PURITY

600x1200mm / 2'x4'
Glossy Surface







Design :
BRONZO WHITE

Dimension 600x1200mm / 2'x4' / 24"x48"

Surface Polished (Glossy)




Random Design




Design :
PACIFIC GREEN

Dimension 600x1200cm / 2'x4' / 24"x48"

Surface Polished (Glossy)



Random Design



Design : **CALACATTA MACCHIA VECCHIA**

VENISTONE
LUXURY MEETS PURITY

600x1200mm / 2'x4'
Glossy Surface





Design :
**CALACATTA
MACCHIA VECCHIA**

Dimension **600x1200mm / 2'x4' / 24"x48"**

Surface **Polished (Glossy)**




Random Design




Design :
**RECTANGLE
CRASH BLUE**

Dimension **600x1200cm / 2'x4' / 24"x48"**

Surface **Polished (Glossy)**




Random Design



Design : **CAMELA STATUARIO**

VENISTONE
LUXURY MEETS PURITY

600x1200mm / 2'x4'
Glossy Surface






Design :
**CAMELA
STATUARIO**

Dimension 600x1200mm / 2'x4' / 24"x48"

Surface Polished (Glossy)




Random Design




Design :
RICHMOND GREEN

Dimension 600x1200cm / 2'x4' / 24"x48"

Surface Polished (Glossy)




Random Design



Design : **CAVA GOLD**

VENISTONE
LUXURY MEETS PURITY

600x1200mm / 2'x4'
Glossy Surface






Design :
CAVA GOLD

Dimension 600x1200mm / 2'x4' / 24"x48"

Surface Polished (Glossy)




Random Design




Design :
RICHMOND RED

Dimension 600x1200cm / 2'x4' / 24"x48"

Surface Polished (Glossy)




Random Design



Design : **CLOUD BOW STATUARIO**

VENISTONE
LUXURY MEETS PURITY

600x1200mm / 2'x4'
Glossy Surface







Design :
**CLOUD BOW
STATUARIO**

Dimension 600x1200mm / 2'x4' / 24"x48"

Surface Polished (Glossy)



Random Design




Design :
SAPHIRE BAZILLE

Dimension 600x1200cm / 2'x4' / 24"x48"

Surface Polished (Glossy)





Random Design



Design : FIRENZE POLIDO

VENISTONE
LUXURY MEETS PURITY

600x1200mm / 2'x4'
Glossy Surface






Design :
FIRENZE POLIDO

Dimension 600x1200mm / 2'x4' / 24"x48"

Surface Polished (Glossy)



Random Design




Design :
STATUARIO BERLIN

Dimension 600x1200cm / 2'x4' / 24"x48"

Surface Polished (Glossy)



Random Design



Design : **GOLD MURAL**

VENISTONE
LUXURY MEETS PURITY

600x1200mm / 2'x4'
Glossy Surface






Design :
GOLD MURAL

Dimension 600x1200mm / 2'x4' / 24"x48"

Surface Polished (Glossy)



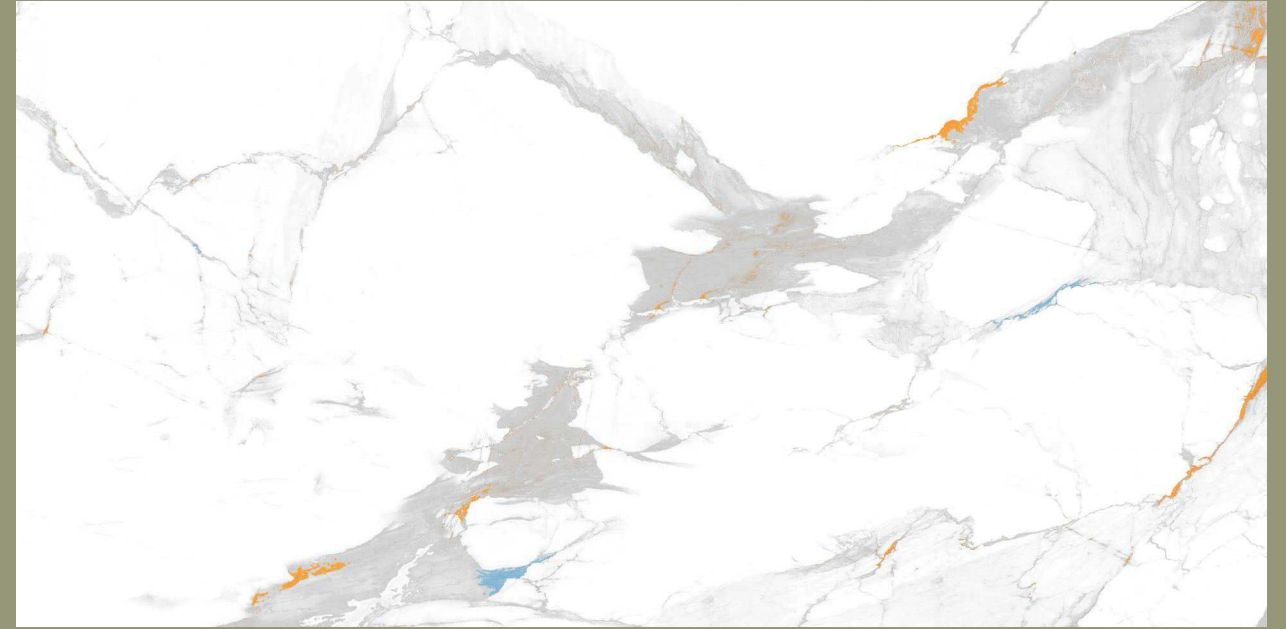
Random Design



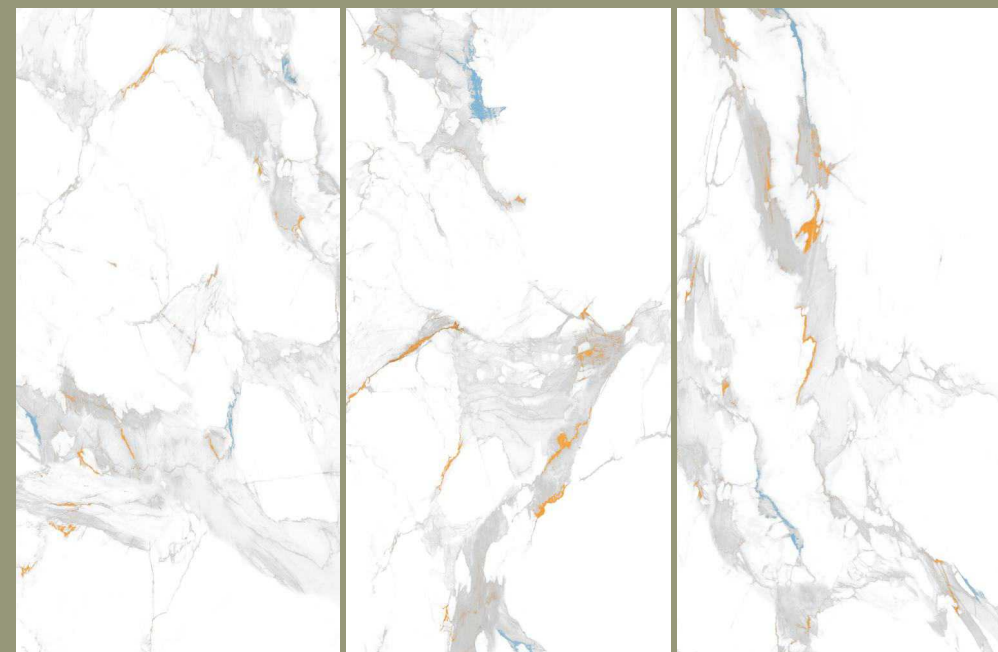
Design :
**STATUARIO
MAXERO**

Dimension 600x1200cm / 2'x4' / 24"x48"

Surface Polished (Glossy)



Random Design



Design : **JAZZ GREEN WHITE**

VENISTONE
LUXURY MEETS PURITY

600x1200mm / 2'x4'
Glossy Surface






Design :
**JAZZ GREEN
WHITE**

Dimension 600x1200mm / 2'x4' / 24"x48"

Surface Polished (Glossy)




Random Design




Design :
**STATUARIO
VENA FINE**

Dimension 600x1200cm / 2'x4' / 24"x48"

Surface Polished (Glossy)




Random Design



Design : **LAPARET NASHIRA**

VENISTONE
LUXURY MEETS PURITY

600x1200mm / 2'x4'
Glossy Surface







Design :
LAPARET NASHIRA

Dimension 600x1200mm / 2'x4' / 24"x48"

Surface Polished (Glossy)



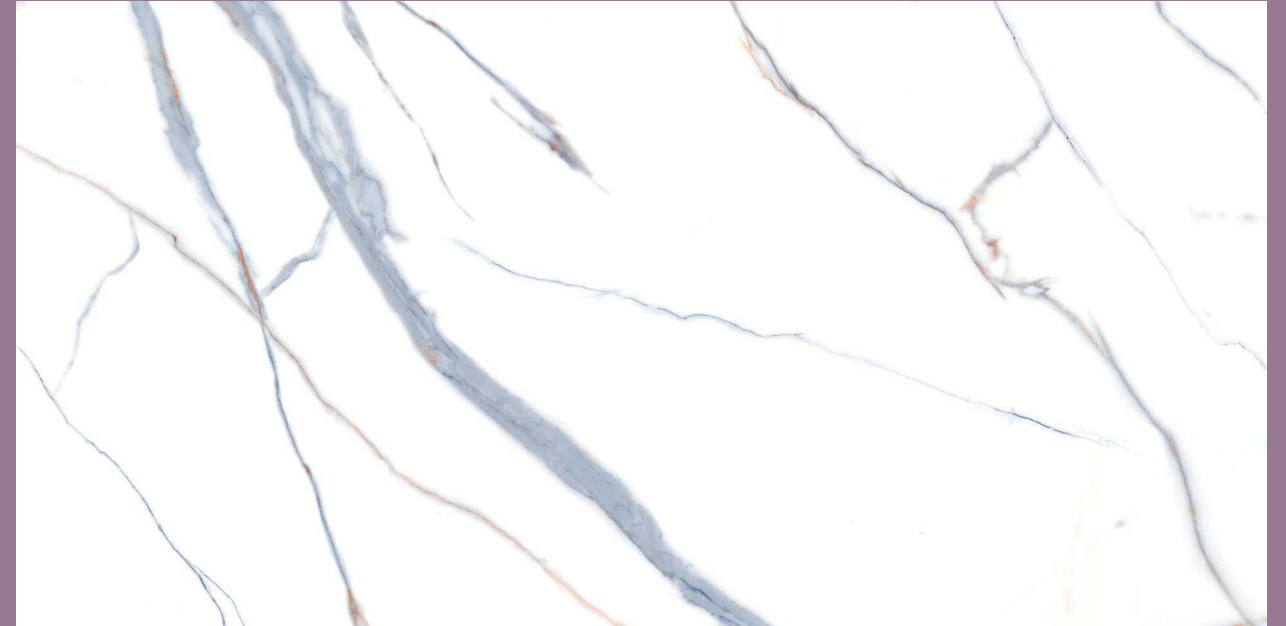
Random Design




Design :
**STATUARIO
VENATO**

Dimension 600x1200cm / 2'x4' / 24"x48"

Surface Polished (Glossy)



Random Design



Design : **URLI BLUE**

VENISTONE
LUXURY MEETS PURITY

600x1200mm / 2'x4'
Glossy Surface






Design :
URLI BLUE

Dimension 600x1200mm / 2'x4' / 24"x48"

Surface Polished (Glossy)




Random Design




Design :
VENATO ORO

Dimension 600x1200cm / 2'x4' / 24"x48"

Surface Polished (Glossy)




Random Design



Design : **FANTASY PINK**

VENISTONE
LUXURY MEETS PURITY

600x1200mm / 2'x4'
Glossy Surface







Design :
**WHITE NEOTRA
INMENSA**

Dimension 600x1200mm / 2'x4' / 24"x48"

Surface Polished (Glossy)



Random Design




Design :
FANTASTY PINK

Dimension 600x1200cm / 2'x4' / 24"x48"

Surface Polished (Glossy)





Random Design



FORMATOS
600X1200MM
24"X48"
2'X4'

VENISTONE
ENDLESS ELEGANT



THE
ENDLESS
ELEGANCE

INTRODUCING OUR EXTRAORDINARY CERAMIC TILES, WHERE ARTISTRY MEETS INNOVATION. EACH SET OF OUR TILES COMPRISES FOUR UNIQUE, RANDOM PIECES, METICULOUSLY DESIGNED SO THAT THE VEINS FLOW SEAMLESSLY FROM ONE TILE TO THE NEXT. WHEN INSTALLED, THESE TILES CREATE A MESMERIZING, CONTINUOUS MARBLE PATTERN WHERE GROUT LINES VIRTUALLY DISAPPEAR. IT'S MORE THAN JUST A FLOOR; IT'S AN ENDLESS WORK OF ART THAT EFFORTLESSLY TRANSFORMS YOUR SPACE, ADDING A TOUCH OF ELEGANCE AND SOPHISTICATION THAT'S UNPARALLELED. EXPERIENCE THE MAGIC OF OUR TILES, WHERE BEAUTY, CREATIVITY, AND SOPHISTICATION CONVERGE TO REDEFINE YOUR FLOORS.

Design : **AFYON WHITE**

VENISTONE
ENDLESS ELEGANT

600x1200mm / 2'x4'
Glossy Surface





Design :
AFYON WHITE

Dimension 600x1200mm / 2'x4' / 24"x48"

Surface Polished (Glossy)



Random Design




Design :
VALERIA BLUE

Dimension 600x1200cm / 2'x4' / 24"x48"

Surface Polished (Glossy)




Random Design



Design : **ATLANTA WHITE**

VENISTONE
ENDLESS ELEGANT

600x1200mm / 2'x4'
Glossy Surface







Design :
ATLANTA WHITE

Dimension 600x1200mm / 2'x4' / 24"x48"

Surface Polished (Glossy)



Random Design



Design :
VALERIA GOLD

Dimension 600x1200cm / 2'x4' / 24"x48"

Surface Polished (Glossy)



Random Design



Design : **CARAKON MULTI**

VENISTONE
ENDLESS ELEGANT

600x1200mm / 2'x4'
Glossy Surface

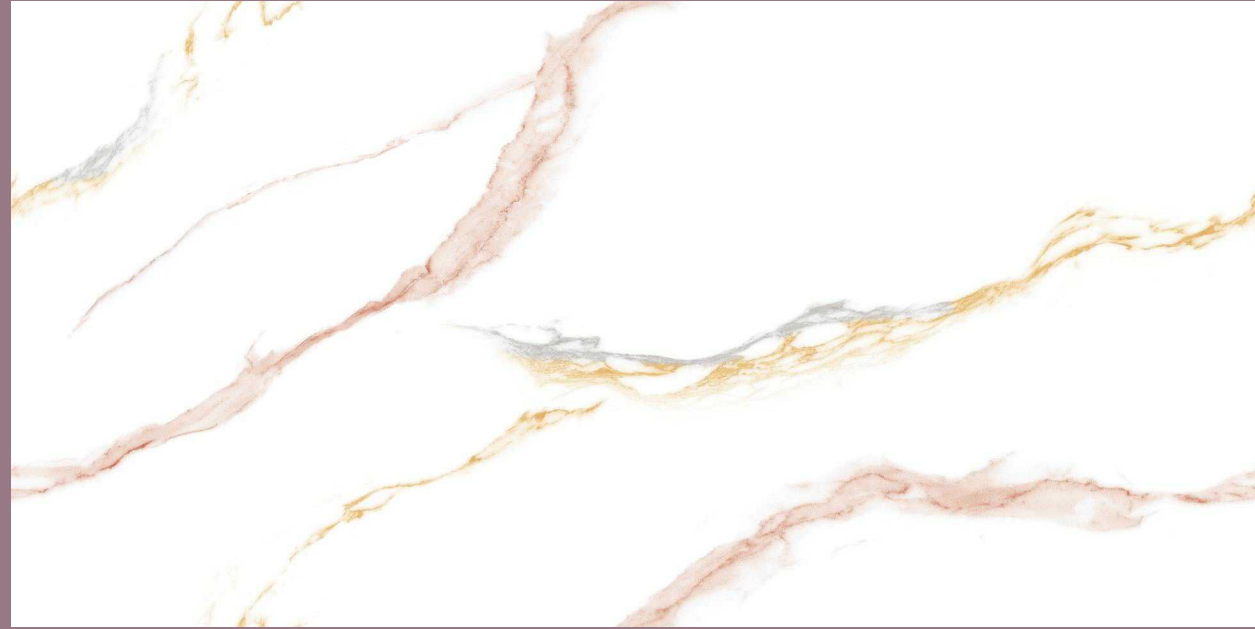




Design :
CARAKON MULTI

Dimension 600x1200mm / 2'x4' / 24"x48"


Surface Polished (Glossy)




Design :
VISTA WHITE

Dimension 600x1200cm / 2'x4' / 24"x48"


Surface Polished (Glossy)



Random Design




Random Design



Design : **CORINTO WHITE**

VENISTONE
ENDLESS ELEGANT

600x1200mm / 2'x4'
Glossy Surface







Design :
CORINTO WHITE

Dimension 600x1200mm / 2'x4' / 24"x48"

Surface Polished (Glossy)



Random Design



Design :
NIL BLUE

Dimension 600x1200cm / 2'x4' / 24"x48"

Surface Polished (Glossy)




Random Design



Design : **NIL BLUE**

VENISTONE
ENDLESS ELEGANT

600x1200mm / 2'x4'
Glossy Surface






Design : **STATUARIO NEX**

VENISTONE
ENDLESS ELEGANT

600x1200mm / 2'x4'
Glossy Surface





Design :
STATUARIO NEX

Dimension 600x1200mm / 2'x4' / 24"x48"

Surface Polished (Glossy)




Random Design





REPRESENTATIVE OF
UNMISTAKABLE
INDIAN AUTHENTICITY
AND STYLE

MADE IN INDIA



Made in India isn't just style, design and excellence, it's a way of being. We identify with the values expressed by Indian ceramic tradition ethical code, which guarantee absolute compliance with labor regulations, and with the marks Made in India and which certify the quality of authentic Italian style.

WE CARE FOR NATURE

ENERGY OPTIMIZATION

- Efficient methane gas cogeneration plant
- Heat recovery from furnaces and cooling water
- CHP vapour recovery with 40% savings in methane gas
- 100% LED lighting, 50% annual power savings

WASTE MANAGEMENT

- 100% recycled raw and cooked waste
- 99% waste sent to recovery
- 100% recycled industrial water and 27% reduction in water consumption over the last 3 years
- 100% recyclable packaging materials

ENVIRONMENTAL HEALTH

- Continuously operating purification and filtration systems
- RTO system to reduce harmful emissions and odours
- Automated Vertical Warehouse: 60% reduction in CO₂
- 0% lead, cadmium, and other carcinogenic substances in products



CLEANING & MAINTAINANCE

1. CLEANING AFTER INSTALLATION

FOR REMOVING THE FOLLOWING RESIDUICE	TYPE OF DETERGENT	DETERGENT NAMES
cement base grout grout lime	buffered acid based	keranet
		cement remover
		deterdek pro
		hmk r63
		solvacid

2. EXTRAORDINARY CLEANING

FOR REMOVING THE FOLLOWING RESIDUICE	TYPE OF DETERGENT	DETERGENT NAMES
grease dust footmarks base cleaning	multipurpose alkaline-based (1)	ps87 pro
		intensivreiniger
		hmk r55
coffee coke fruit juice	multipurpose alkaline-based (1)	coloured stain remover
		super deterjet
wine	oxidizing agent	oxidant candeggina
calcareous deposits	acid-based (1)	viakal
rust	acid-based (1)	acido muriatico diluito
inks felt-tipped pen	solvent-based	diluyente nitro, acqua ragia
		coloured stain remover
pneumatic stains from rubber metals or pencils	abrasive paste (1)	vim clorex (2)
		polishing cream (2)
		detergum (3)
tile joint stains	specific	fuganet
		fugenreiniger
clean on a daily basis	neutral universal degreaser	floor cleaner
		cleaner pro
		pfleregereiniger
		bonamain + / bmain +
		smac expresse sgrassatore

SPECIAL MAINTENANCE

REMOVING GLOSSY GLAZE

Standard detergents that are available in the market sometimes contain waxes or polish additives that, wash after wash, deposit **glossy glaze** on the floor and causes annoying marks. These types of glazes can also settle on some joint grouts. When simply types of foods such as Coke, wine, water, etc., fall on the floor, they remove this type of glossy glaze and restore the **original appearance** of the tiles (a more opaque look).

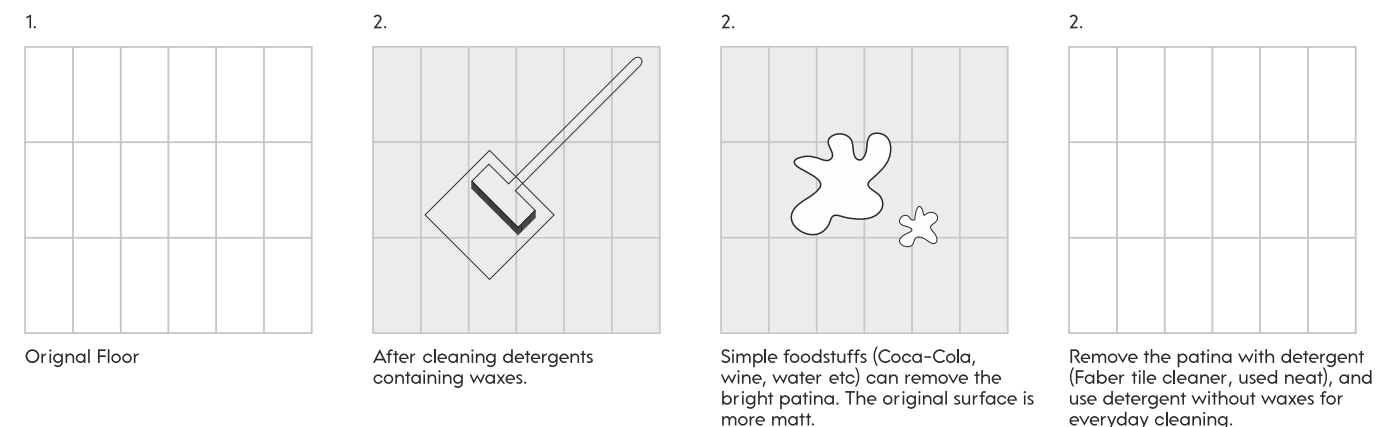
In the middle of the shinier floor, the areas without wax appear as opaque marks, but they are actually the only clean parts of the floor. In these cases, the following must be done:

1. First of all, remove the glossy glaze from the entire floor (see table below);
2. Then, for daily cleaning, use neutral detergents that do not contain wax or polishing glaze

NEVER USE: Waxing and impregnating agents - Acid or alkaline detergents - Abrasive pastes - Abrasive brushes or sponges.

RESIDUES TO BE REMOVED	TYPE OF DETERGENT	DETERGENT NAMES
glossy glaze	weak acidulous	tile cleaner pure (*)

(*) Do not follow the instructions on the package, just apply the pure detergent, leave it on for 5-10 minutes, rub it with soft pads (white, yellow) and rinse it thoroughly with water.



CLEANING "AFTER THE INSTALLATION"


1. Cleaning "after the installation" helps remove residues of grout-joints, cement and lime. This is obligatory at the end of the installation, for glazed tiles and unglazed tiles.
2. If the cleaning "after the installation" is not carried out properly or if is not carried out at all, is often a cause of marks that prevent the floor from being clean even if a good daily cleaning is performed.
3. Whenever is possible, especially for medium to large surfaces, it is advisable to use a single-brush machine with soft disks (white or beige).
4. cleaning cement-based grouts mixed with water. It is carried out with specific detergents based with buffered and diluted acids. The table below shows some of these detergents, which are easily available in the market.

INSTRUCTIONS ON HOW TO CLEAN "AFTER THE INSTALLATION"

1. Clean 4-5 days after the grouting (the grout must be hardened); do not wait over 10 days. In addition to this period, the cleaning can become very laborious.
2. Moisten the floor with water before cleaning. This way the groutings are soaked with water and the contact with detergents is reduced.
3. Let the detergents operate for limited periods, hence rinse out with water as soon as possible.
4. It must not be carried out if the tiled surfaces are very hot (i.e. exposed to the sun during very warm days); this must be avoided as the action of aggressive chemicals become very harsh. On the summer, proceed with the operation during the coolest period of the day.
5. Make sure to always perform a precautionary test before using the product (on a tile that is not laid), especially for Lapped or Polished products.
6. cleaning for epoxy, bi-component and reagent grouts In these cases the removal must be carried out immediately and carefully following the recommendations of the manufacturers, as these grout harden very fastly, even in a few minutes. Please carefully follow the cleaning mode specified by the manufacturer of the grout used; verify its effectiveness (backlight also) with a preliminary cleaning test before grouting the entire floor/wall.
7. "Antislip" tiles that are made with rough and/or textured surfaces must be cleaned very laboriously. Therefore, it is advisable to clean "after the installation", quickly and thoroughly, using a single-brush machine with disks white and beige.



LAYING INSTRUCTION

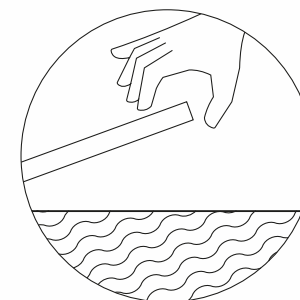
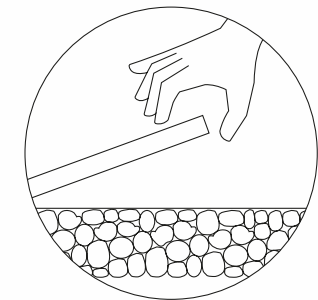


DRY LAYING ON GRASS

In the case of a grass surface, the paving should be laid dry without the use of adhesives. This installation technique is simple, ecological, and can be carried out without specialised personnel. This technique is ideal for rapid creation of elegant paths in public parks and private gardens.

LAYING ON GARVEL

The different installation methods make it possible to create complex spaces while ensuring visual uniformity even when working on diverse substrates. In the presence of a gravel substrate, the floor surface can be installed simply by placement of the tiles without the use of adhesives. This method streamlines the levelling procedure and also guarantees excellent stability. The solution allows the creation of decorative effects using gravel and pebbles of different particle sizes and colours.




LAYING ON SCREED WITH ADHESIVE

The technical characteristics of the glazed vitrified tiles are perfectly compatible also with sandy substrates. This makes the system especially suitable for public areas in the proximity of beaches and in beach bars. Resistant to the action of solar UV radiation and prolonged contact with salt. Impervious to wear caused by sand abrasion. In addition, the R11 A+B+C surface is an advantage for the safety of holiday makers. Installed completely dry, the tiles are the ideal practical and robust solution for seasonal businesses requiring periodic setup and removal operations, such as kiosks or temporary structures in general installed on beaches.

LAYING ON RAISED FLOOR

The Saans' 9mm glazed vitrified tiles are composed of pedestals to raise the floor surface with respect to the base level, resulting in the creation of an underfloor void that can be used to route electrical cables and pipework easily. This allows inspection of technical systems at any time and simple replacement of components if necessary. The system is assembled without adhesives. Dry assembly of the structure is extremely effective in applications where correct drainage is important.



Thank You