

80X
160 CM

MAT
Series



EARTH


Elements of Nature Are Caught Together.

A very contemporary collection for those who are not afraid to dare. A surface has a refined matt finish. It recalls the urban and material character of brushed matte concrete laid by hand.



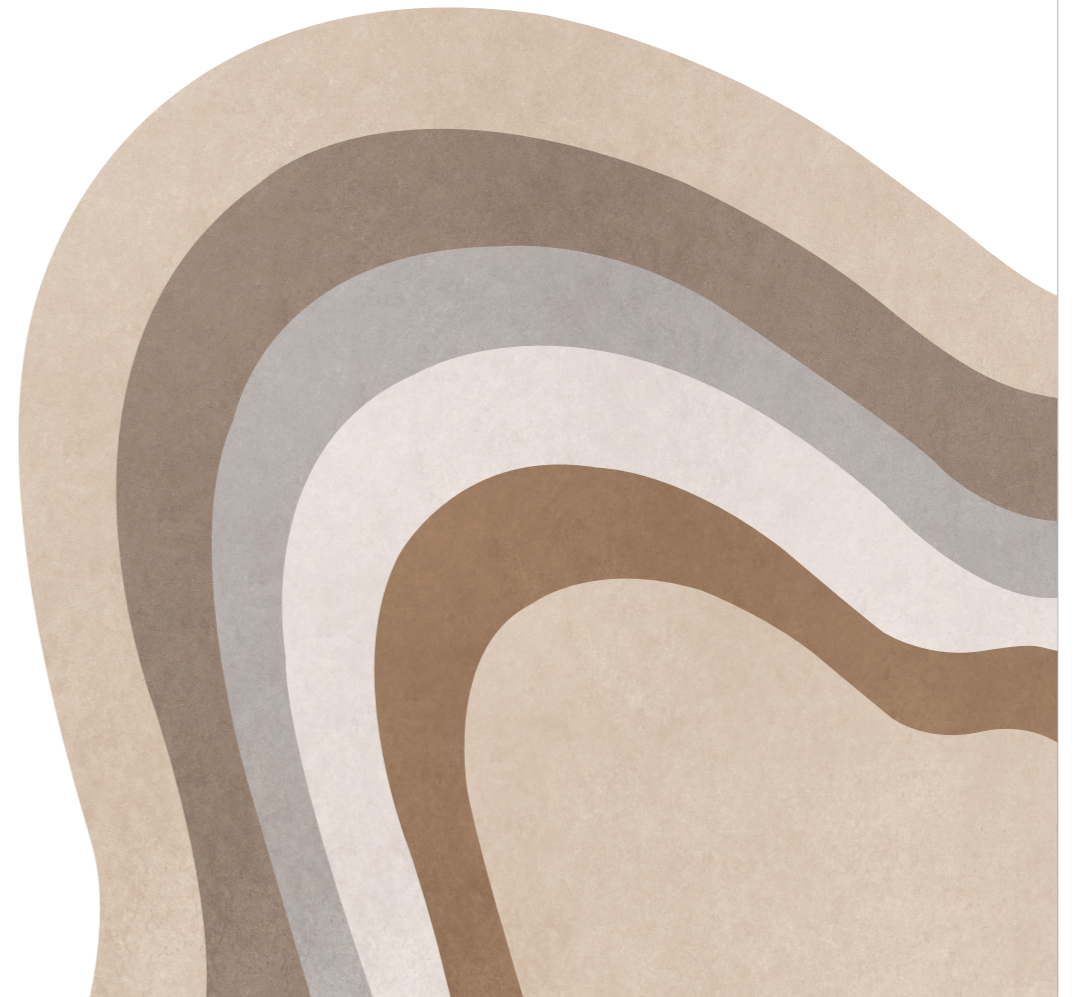
WATER



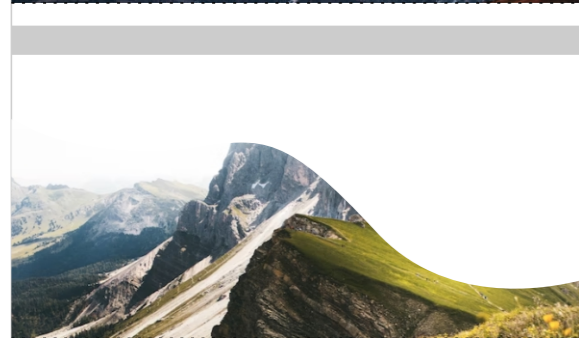
ESSENCE OF MATT



A plan for arranging elements in such a way as best to accomplish a particular purpose. Design is also the creation of an experience. It's also the process of the said creation and how well it's organized.

WINDOW





SHAPE INTERIOR

MATT

80x160 cm


DESIGN
&
INNOV-
ATION



A contemporary style, fine lines, and iconic character will give your space a refined and chic touch.



SIZE: 80X160 CM



Designs to make You fall in love.

LOIRA BEIGE



RANDOM: 04

FINISH: MATT


LOIRA BEIGE



MATT SERIES

THE DESIGNS YOU WILL CRAVE FOR MATT.

SIZE: 80X160 CM



Designs to make You fall in love.

LOIRA BIANCO




RANDOM: 04

FINISH: MATT



SIZE: 80X160 CM



Designs to make You fall in love.

LOIRA BROWN




RANDOM: 04

FINISH: MATT



SIZE: 80X160 CM



LOIRA GREY




RANDOM: 04

FINISH: MATT



SIZE: 80X160 CM



LOIRA GRIS



RANDOM: 04

FINISH: MATT


LOIRA GRIS



MATT SERIES

THE DESIGNS YOU WILL CRAVE FOR MATT.

SIZE: 80X160 CM



Designs to make You fall in love.

LOIRA NERO



RANDOM: 04

FINISH: MATT


LOIRA NERO




MATT SERIES

THE DESIGNS YOU WILL CRAVE FOR MATT.

SIZE: 80X160 CM



LOIRA TAUPE



RANDOM: 04



FINISH: MATT

LOIRA TAUPE



MATT SERIES

THE DESIGNS YOU WILL CRAVE FOR MATT.

Technical Specification

CHARACTERISTICS	STANDARD AS PER ISO-13006/En14411 GROUP	VALUES	TEST METHOD
REGULATORY PROPERTIES			
Deviation in Lenth & Width	0.50%	0.20%	ISO - 10545-2
Deviation in Thickness	0.50%	0.50%	ISO - 10545-2
Straightness of Sides	0.50%	0.20%	ISO - 10545-2
Rectangularity	0.50%	0.20%	ISO - 10545-2
Surface Flatness	0.50%	0.20%	ISO - 10545-2
Color Difference	Unaltered	No Change	ISO - 10545-16
Glossiness	As per Mfg.	>90%	Glossmeter
STRUCTURAL PROPERTIES			
Water Absorption	<0.05%	<0.05%	ISO - 10545-3
Apparent Density	>2.00 g/cc	>2.10 g/cc	DIN 51082
MASSIVE MECHANICAL PROPERTIES			
Modulus of Repture	Min 35N/MM2	Min 40N/MM2	ISO - 10545-4
Breaking Strength	Min. 1300 N	Min. 2000 N	ISO - 10545-4
Impact Resistance	As per Mfg.	Min. 0.55	ISO - 10545-5
SURFACE MECHANICAL PROPERTIES			
Surface Abrasion Resistance	As per Mfg.	Min. class 3	ISO - 10545-7
Moh's Hardness	As per Mfg.	Min. class 4	EN 101
THERMO HYGROMETRIC PROPERTIES			
Frost Resistance	No Damage	No Damage	ISO - 10545-12
Thermal Shock Resistance	No Damage	No Damage	ISO - 10545-09
Moisture Expansion	Nil	Nil	ISO - 10545-10
Thermal Expansion	Max 9.0x10 ⁻⁶	Max 6.5x10 ⁻⁶	ISO - 10545-08
Crazing Resistance	As per Mfg.	Min 10 Cycle	ISO - 10545-11
CHEMICAL PROPERTIES			
Chemical Resistance	No Damage	No Damage	ISO - 10545-13
Stain Resistance	Resistant	Resistant	ISO - 10545-14
SAFETY PROPERTIES			
Slip Resistance	As per Mfg.	>0.40	ISO - 10545-17
Fire Resistance	As per Mfg.	Fire Proof	N.A.

Packing Detail

SIZE (in mm)	THICKNESS APPROX	PIECES / PER BOX	COVERAGE AREA IN SQ. FT	BOX WEIGHT (APPROX.)
800X1600	9 MM	2	27.55	52 KG