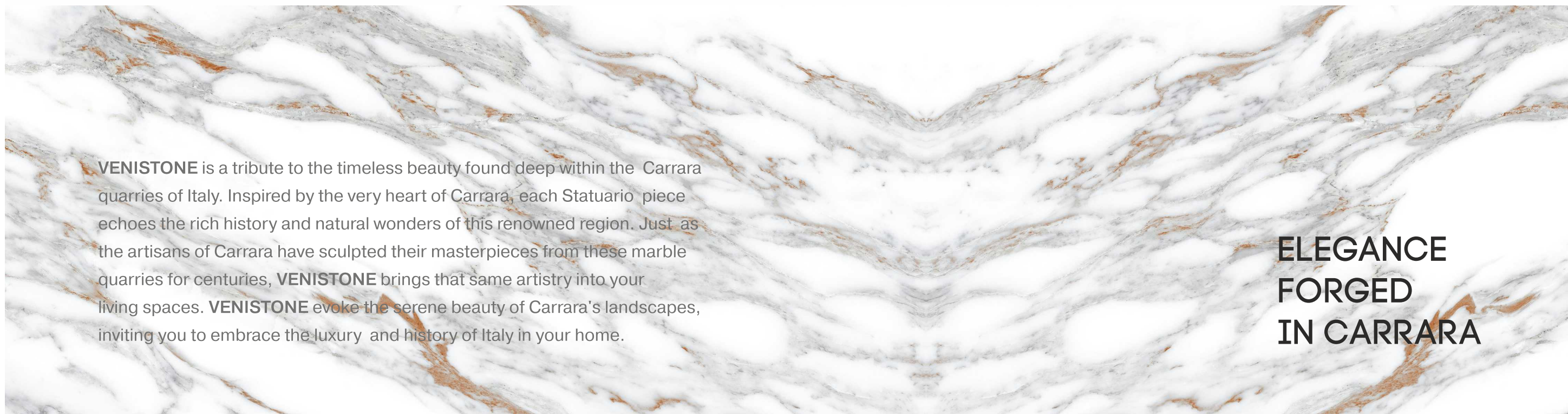


# VENISTONE

LUXURY MEETS PURITY







**VENISTONE** is a tribute to the timeless beauty found deep within the Carrara quarries of Italy. Inspired by the very heart of Carrara, each Statuario piece echoes the rich history and natural wonders of this renowned region. Just as the artisans of Carrara have sculpted their masterpieces from these marble quarries for centuries, **VENISTONE** brings that same artistry into your living spaces. **VENISTONE** evoke the serene beauty of Carrara's landscapes, inviting you to embrace the luxury and history of Italy in your home.

**ELEGANCE  
FORGED  
IN CARRARA**





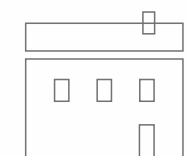
## VENISTONE INVITES TO PLAY WITH THE ELEMENTS TO CREATE NEW EXPRESSION POSSIBILITIES



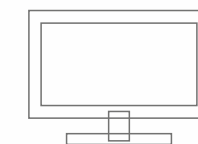
Public Places



Hotels



Residentals



Work Spaces



Malls



Airport

**VENISTONE** is a collection inspired by the quarries of carrara and alps, and its name already tells of its nature and purpose. A collection full of elegance that can be combined to create new and original solutions. **VENISTONE** decoration personality enriches settings thanks to the infinite possibilities of combining surfaces.



**AN ENGAGING  
AESTHETIC EXPERIENCE.  
TO SHAPE YOUR  
DAILY LIFE INTO A  
MATTER OF EMOTIONS.**

**VENISTONE** Collection, we bring you the epitome of luxury and refinement. Like a discerning connoisseur, gently touches the surface of **VENISTONE**, feeling the smoothness and elegance of Carrara marble at her fingertips. With each tile, you'll experience the same sensation of timeless beauty and exquisite craftsmanship that has been celebrated for centuries. **VENISTONE** tiles don't just adorn your spaces; they transform them into living works of art. Let your palm glide across the surface, and you'll discover that true elegance is indeed at your fingertips.







MARBLE IS AN EXPRESSION  
OF NATURE AND DESERVES  
OUR RESPECT.



# THE RIGHT CHOICE FOR PUBLIC AND PRIVATE SPACES

AMELIA  
NATURAL



BELDIA  
BIANCO



BISTROT  
CALACATTA



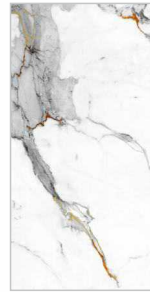
BISTROT  
MICHELANGELO



BONAPARTE IVAL  
WHITE




BRONZO  
WHITE



CALACATTA  
MACCHIA VECCHIA



CAMELA  
STATUARIO



CAVA  
GOLD



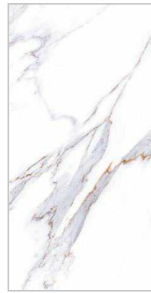
CLOUD  
BOW STATUARIO



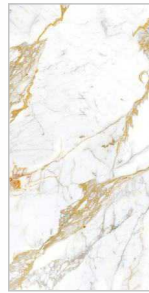
FANTASY  
PINK




FIRENZE  
POLIDO



GOLD  
MURAL



JAZZ  
GREEN WHITE



LAPARET  
NASHIRA



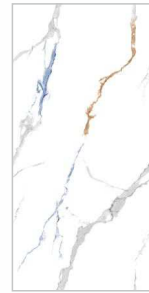
MARVEL  
STATUARIO



AFYON  
WHITE



ATLANTA  
WHITE



CARAKON  
MULTI




MULTI  
STATUARIO



NATURAL  
STATUARIO BLUE



NATURAL  
STATUARIO BROWN



PACIFIC  
GOLD



PACIFIC  
GREEN




RECTANGLE  
CRASH BLUE



RICHMOND  
GREEN



RICHMOND  
RED



CORINTO  
WHITE




NIL  
BLUE



STATUARIO  
NEX



SAPHIRE  
BAZILLE



STATUARIO  
BERLIN



STATUARIO  
MAXERO



STATUARIO  
VENA FINE



STATUARIO  
VENATO



URLI  
BLUE



VENATO  
ORO



WHITE NEOTRA  
INMENZA



VALERIA  
BLUE



VALERIA  
GOLD



VISTA  
WHITE





Design : **AMELIA NATURAL**

**VENISTONE**  
LUXURY MEETS PURITY

600x1200mm / 2'x4'  
Glossy Surface










Design :  
**AMELIA NATURAL**

Dimension 600x1200mm / 2'x4' / 24"x48"

Surface Polished (Glossy)




Random Design




Design :  
**MARVEL  
STATUARIO**

Dimension 600x1200cm / 2'x4' / 24"x48"

Surface Polished (Glossy)



Random Design






Design : **BELDIA BIANCO**

**VENISTONE**  
LUXURY MEETS PURITY

600x1200mm / 2'x4'  
Glossy Surface









Design :  
**BELDIA BIANCO**

Dimension 600x1200mm / 2'x4' / 24"x48"

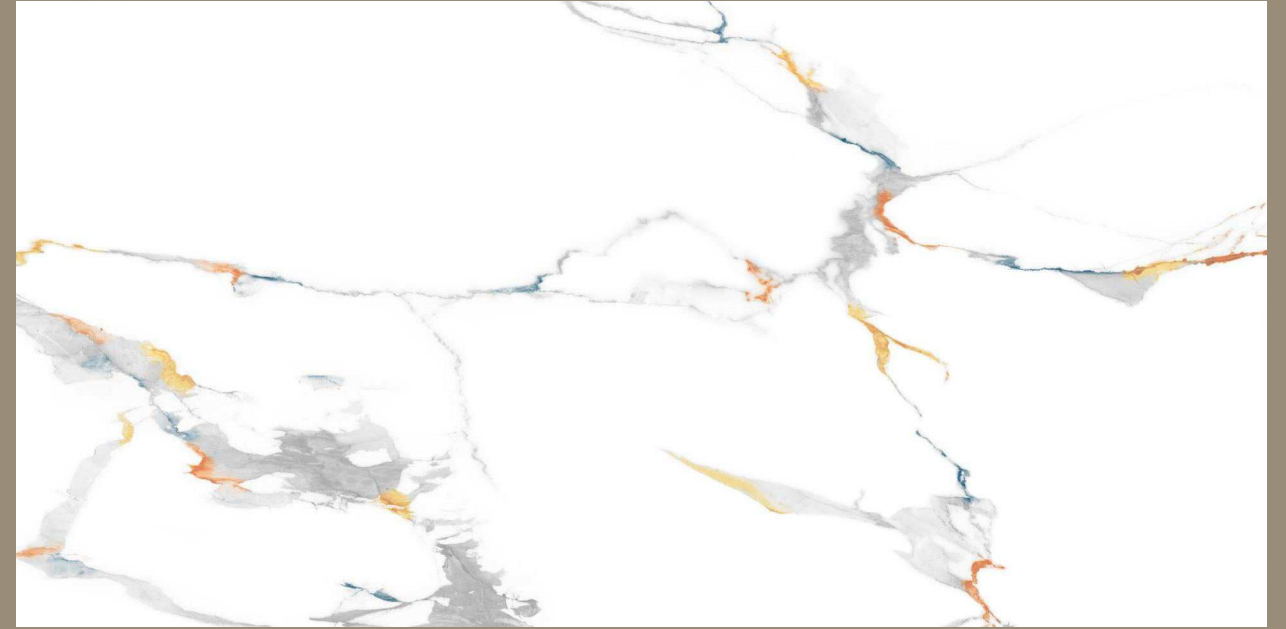
Surface Polished (Glossy)




Design :  
**MULTI STATUARIO**

Dimension 600x1200cm / 2'x4' / 24"x48"


Surface Polished (Glossy)



Random Design



Random Design





Design : **BISTROT CALACATTA**

**VENISTONE**  
LUXURY MEETS PURITY

600x1200mm / 2'x4'  
Glossy Surface










Design :  
**BISTROT  
CALACATTA**

Dimension 600x1200mm / 2'x4' / 24"x48"

Surface Polished (Glossy)




Random Design




Design :  
**NATURAL  
STATUARIO BLUE**

Dimension 600x1200cm / 2'x4' / 24"x48"

Surface Polished (Glossy)



Random Design






Design : **BISTROT MICHELANGELO**

**VENISTONE**  
LUXURY MEETS PURITY

600x1200mm / 2'x4'  
Glossy Surface










Design :  
**BISTROT  
MICHELANGELO**

Dimension 600x1200mm / 2'x4' / 24"x48"

Surface Polished (Glossy)




Random Design




Design :  
**NATURAL  
STATUARIO BROWN**

Dimension 600x1200cm / 2'x4' / 24"x48"

Surface Polished (Glossy)



Random Design






Design : **BONAPARTE IVAL WHITE**

**VENISTONE**  
LUXURY MEETS PURITY

600x1200mm / 2'x4'  
Glossy Surface









Design :  
**BONAPARTE  
IVAL WHITE**

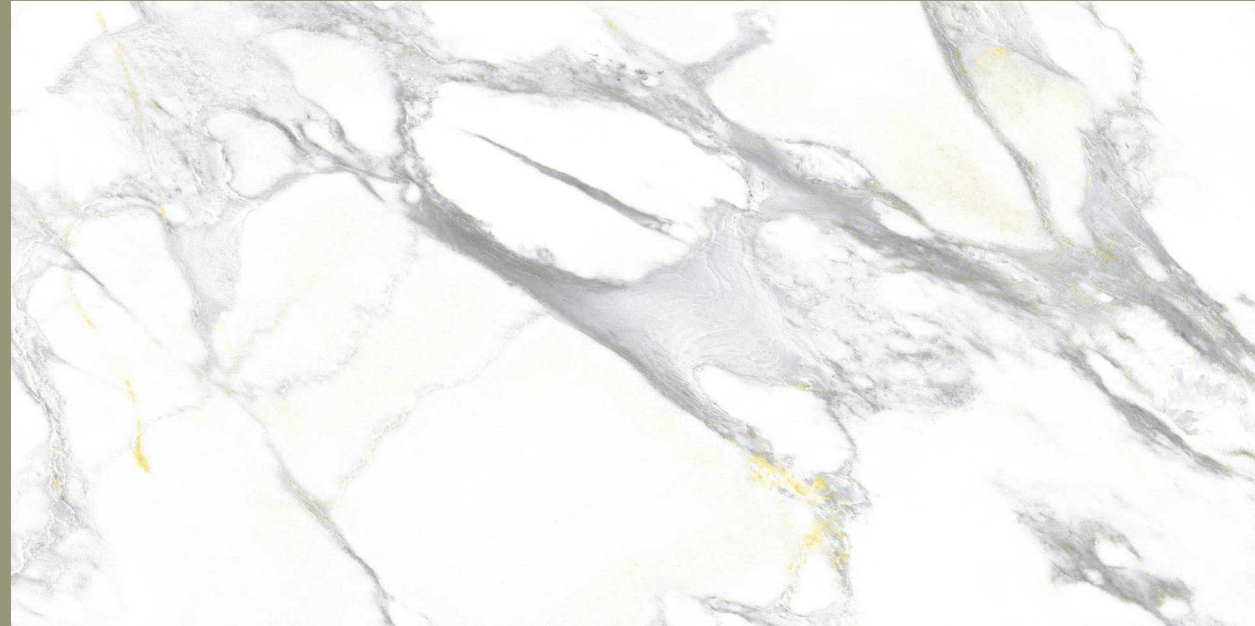
---

Dimension 600x1200mm / 2'x4' / 24"x48"

---

Surface Polished (Glossy)

---



Design :  
**PACIFIC GOLD**

---

Dimension 600x1200cm / 2'x4' / 24"x48"

---


Surface Polished (Glossy)

---




Random Design

---



Random Design

---






Design : **BRONZO WHITE**

**VENISTONE**  
LUXURY MEETS PURITY

600x1200mm / 2'x4'  
Glossy Surface










Design :  
**BRONZO WHITE**

Dimension 600x1200mm / 2'x4' / 24"x48"


Surface Polished (Glossy)




Design :  
**PACIFIC GREEN**

Dimension 600x1200cm / 2'x4' / 24"x48"


Surface Polished (Glossy)



Random Design



Random Design





Design : **CALACATTA MACCHIA VECCHIA**

**VENISTONE**  
LUXURY MEETS PURITY

600x1200mm / 2'x4'  
Glossy Surface









Design :  
**CALACATTA  
MACCHIA VECCHIA**

---

Dimension **600x1200mm / 2'x4' / 24"x48"**

---

Surface **Polished (Glossy)**

---



**Random Design**

---



Design :  
**RECTANGLE  
CRASH BLUE**


---

Dimension **600x1200cm / 2'x4' / 24"x48"**

---


Surface **Polished (Glossy)**

---



**Random Design**

---






Design : **CAMELA STATUARIO**

**VENISTONE**  
LUXURY MEETS PURITY

600x1200mm / 2'x4'  
Glossy Surface









Design :  
**CAMELA  
STATUARIO**

---

Dimension 600x1200mm / 2'x4' / 24"x48"

---


Surface Polished (Glossy)

---



Random Design

---



Design :  
**RICHMOND GREEN**


---

Dimension 600x1200cm / 2'x4' / 24"x48"

---


Surface Polished (Glossy)

---



Random Design

---






Design : **CAVA GOLD**

**VENISTONE**  
LUXURY MEETS PURITY

600x1200mm / 2'x4'  
Glossy Surface









Design :  
**CAVA GOLD**

---

Dimension 600x1200mm / 2'x4' / 24"x48"

---


Surface Polished (Glossy)

---



Random Design

---



Design :  
**RICHMOND RED**

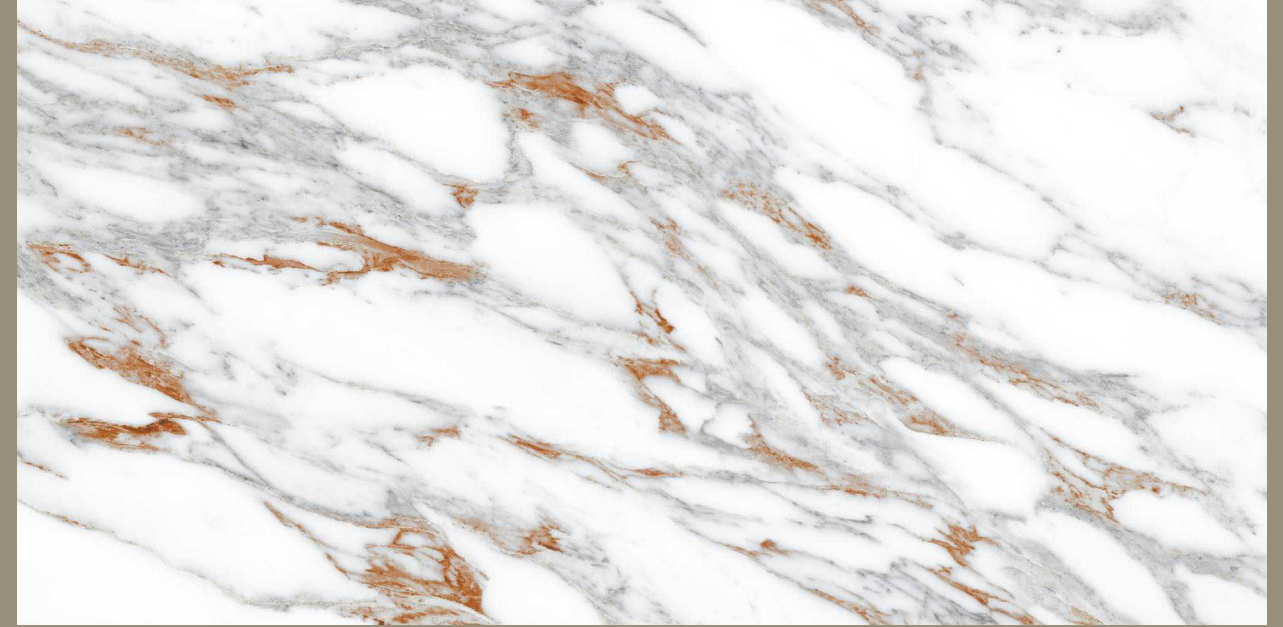
---

Dimension 600x1200cm / 2'x4' / 24"x48"

---

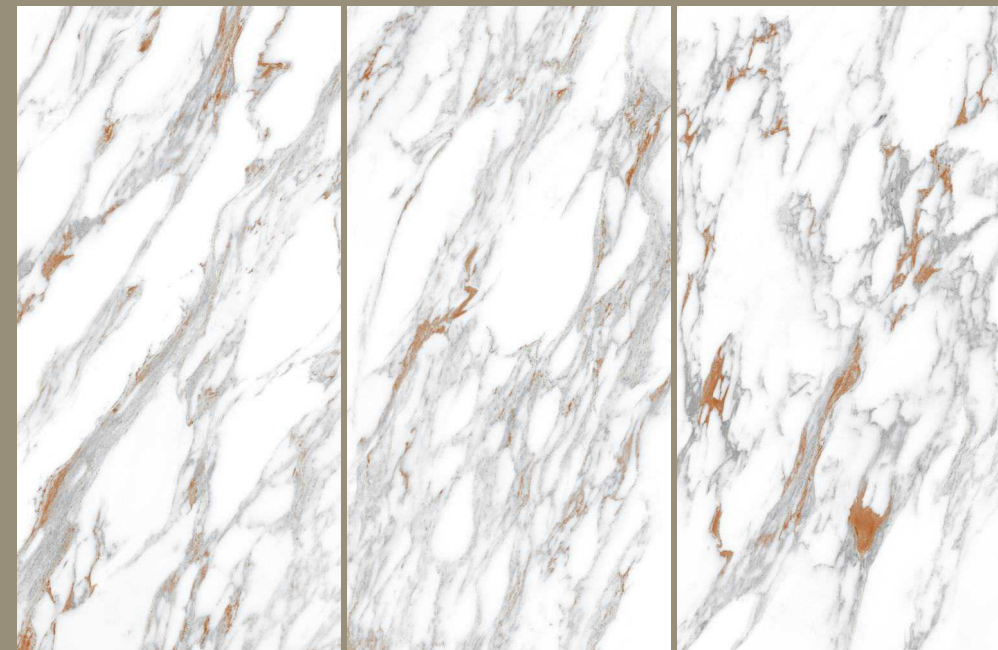
Surface Polished (Glossy)

---



Random Design

---






Design : **CLOUD BOW STATUARIO**

**VENISTONE**  
LUXURY MEETS PURITY

600x1200mm / 2'x4'  
Glossy Surface









Design :  
**CLOUD BOW  
STATUARIO**


---

Dimension 600x1200mm / 2'x4' / 24"x48"

---


Surface Polished (Glossy)

---



Random Design

---



Design :  
**SAPHIRE BAZILLE**

---

Dimension 600x1200cm / 2'x4' / 24"x48"

---


Surface Polished (Glossy)

---



Random Design

---






Design : FIRENZE POLIDO

**VENISTONE**  
LUXURY MEETS PURITY

600x1200mm / 2'x4'  
Glossy Surface









Design :  
**FIRENZE POLIDO**

---

Dimension 600x1200mm / 2'x4' / 24"x48"

---


Surface Polished (Glossy)

---



Random Design

---



Design :  
**STATUARIO BERLIN**

---

Dimension 600x1200cm / 2'x4' / 24"x48"

---


Surface Polished (Glossy)

---



Random Design

---





Design : **GOLD MURAL**

**VENISTONE**  
LUXURY MEETS PURITY

600x1200mm / 2'x4'  
Glossy Surface









Design :  
**GOLD MURAL**


---

Dimension 600x1200mm / 2'x4' / 24"x48"

---

Surface Polished (Glossy)

---



Random Design

---



Design :  
**STATUARIO  
MAXERO**

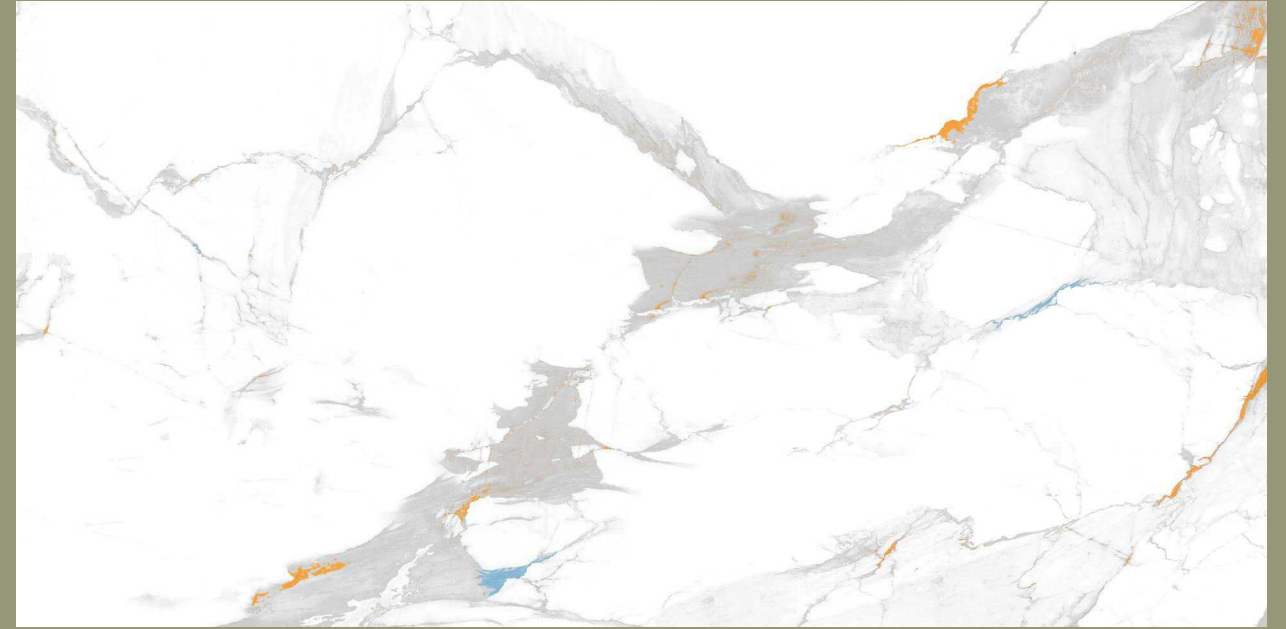
---

Dimension 600x1200cm / 2'x4' / 24"x48"

---

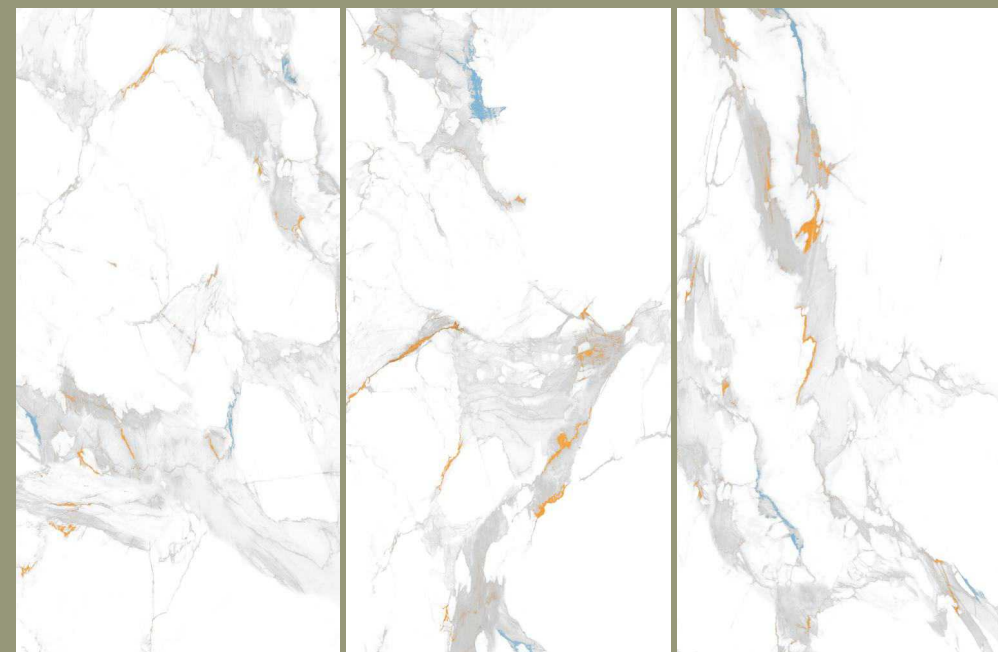
Surface Polished (Glossy)

---



Random Design

---





Design : **JAZZ GREEN WHITE**

**VENISTONE**  
LUXURY MEETS PURITY

600x1200mm / 2'x4'  
Glossy Surface









Design :  
**JAZZ GREEN  
WHITE**

---

Dimension 600x1200mm / 2'x4' / 24"x48"

---


Surface Polished (Glossy)

---



Random Design

---



Design :  
**STATUARIO  
VENA FINE**


---

Dimension 600x1200cm / 2'x4' / 24"x48"

---


Surface Polished (Glossy)

---



Random Design

---






Design : **LAPARET NASHIRA**

**VENISTONE**  
LUXURY MEETS PURITY

600x1200mm / 2'x4'  
Glossy Surface











Design :  
**LAPARET NASHIRA**

Dimension 600x1200mm / 2'x4' / 24"x48"

Surface Polished (Glossy)



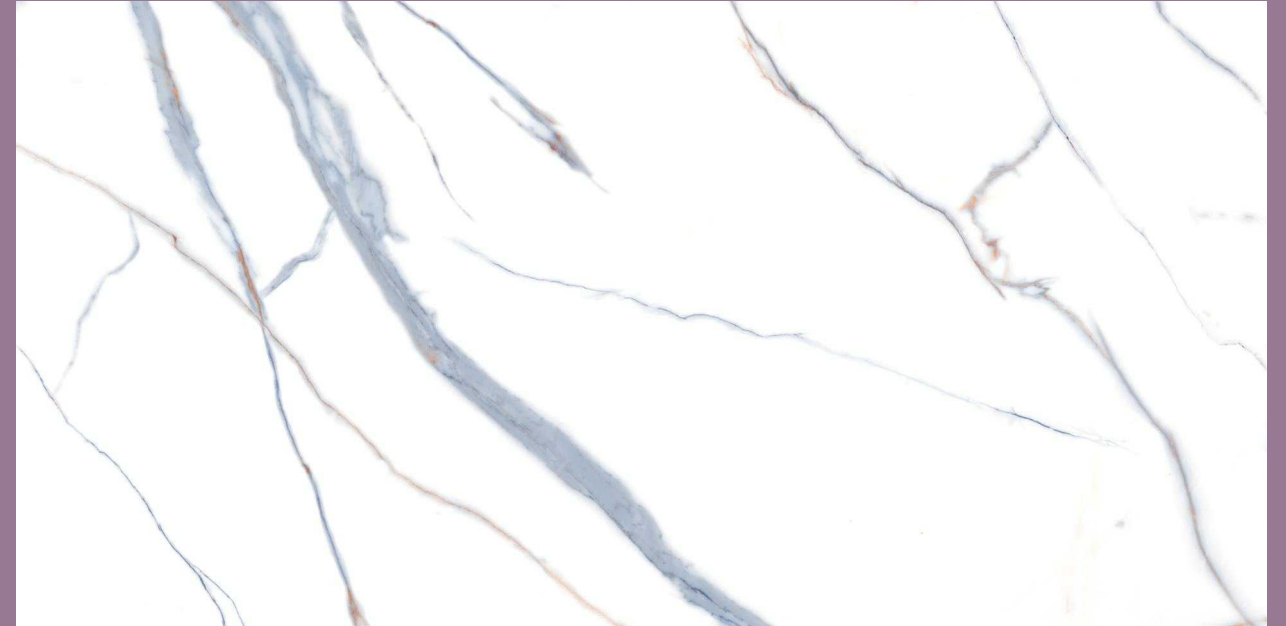
Random Design




Design :  
**STATUARIO  
VENATO**

Dimension 600x1200cm / 2'x4' / 24"x48"

Surface Polished (Glossy)



Random Design





Design : **URLI BLUE**

**VENISTONE**  
LUXURY MEETS PURITY

600x1200mm / 2'x4'  
Glossy Surface









Design :  
**URLI BLUE**

---

Dimension 600x1200mm / 2'x4' / 24"x48"

---


Surface Polished (Glossy)

---



Random Design

---



Design :  
**VENATO ORO**


---

Dimension 600x1200cm / 2'x4' / 24"x48"

---


Surface Polished (Glossy)

---



Random Design

---






Design : **FANTASY PINK**

**VENISTONE**  
LUXURY MEETS PURITY

600x1200mm / 2'x4'  
Glossy Surface










Design :  
**WHITE NEOTRA  
INMENSA**

Dimension 600x1200mm / 2'x4' / 24"x48"

Surface Polished (Glossy)



Random Design




Design :  
**FANTASTY PINK**

Dimension 600x1200cm / 2'x4' / 24"x48"

Surface Polished (Glossy)





Random Design





FORMATOS  
600X1200MM  
24"X48"  
2'X4'

**VENISTONE**  
ENDLESS ELEGANT



THE  
ENDLESS  
ELEGANCE

INTRODUCING OUR EXTRAORDINARY CERAMIC TILES, WHERE ARTISTRY MEETS INNOVATION. EACH SET OF OUR TILES COMPRISES FOUR UNIQUE, RANDOM PIECES, METICULOUSLY DESIGNED SO THAT THE VEINS FLOW SEAMLESSLY FROM ONE TILE TO THE NEXT. WHEN INSTALLED, THESE TILES CREATE A MESMERIZING, CONTINUOUS MARBLE PATTERN WHERE GROUT LINES VIRTUALLY DISAPPEAR. IT'S MORE THAN JUST A FLOOR; IT'S AN ENDLESS WORK OF ART THAT EFFORTLESSLY TRANSFORMS YOUR SPACE, ADDING A TOUCH OF ELEGANCE AND SOPHISTICATION THAT'S UNPARALLELED. EXPERIENCE THE MAGIC OF OUR TILES, WHERE BEAUTY, CREATIVITY, AND SOPHISTICATION CONVERGE TO REDEFINE YOUR FLOORS.



Design : **AFYON WHITE**

**VENISTONE**  
ENDLESS ELEGANT

600x1200mm / 2'x4'  
Glossy Surface









Design :  
**AFYON WHITE**

---

Dimension 600x1200mm / 2'x4' / 24"x48"

---

Surface Polished (Glossy)

---



Random Design

---



Design :  
**VALERIA BLUE**

---

Dimension 600x1200cm / 2'x4' / 24"x48"

---

Surface Polished (Glossy)

---



Random Design

---






Design : **ATLANTA WHITE**

**VENISTONE**  
ENDLESS ELEGANT

600x1200mm / 2'x4'  
Glossy Surface











Design :  
**ATLANTA WHITE**

Dimension 600x1200mm / 2'x4' / 24"x48"

Surface Polished (Glossy)



Random Design



Design :  
**VALERIA GOLD**

Dimension 600x1200cm / 2'x4' / 24"x48"

Surface Polished (Glossy)



Random Design





Design : **CARAKON MULTI**

**VENISTONE**  
ENDLESS ELEGANT

600x1200mm / 2'x4'  
Glossy Surface









Design :  
**CARAKON MULTI**

Dimension 600x1200mm / 2'x4' / 24"x48"


Surface Polished (Glossy)




Design :  
**VISTA WHITE**

Dimension 600x1200cm / 2'x4' / 24"x48"


Surface Polished (Glossy)



Random Design



Random Design






Design : **CORINTO WHITE**

**VENISTONE**  
ENDLESS ELEGANT

600x1200mm / 2'x4'  
Glossy Surface









Design :  
**CORINTO WHITE**

---

Dimension 600x1200mm / 2'x4' / 24"x48"

---


Surface Polished (Glossy)

---



Random Design

---



Design :  
**NIL BLUE**

---

Dimension 600x1200cm / 2'x4' / 24"x48"

---

Surface Polished (Glossy)

---



Random Design

---






Design : **NIL BLUE**

**VENISTONE**  
ENDLESS ELEGANT

600x1200mm / 2'x4'  
Glossy Surface










Design : **STATUARIO NEX**

**VENISTONE**  
ENDLESS ELEGANT

600x1200mm / 2'x4'  
Glossy Surface









Design :  
**STATUARIO NEX**

---

Dimension 600x1200mm / 2'x4' / 24"x48"

---

Surface Polished (Glossy)

---



Random Design

---








REPRESENTATIVE OF  
UNMISTAKABLE  
INDIAN AUTHENTICITY  
AND STYLE

MADE IN INDIA



Made in India isn't just style, design and excellence, it's a way of being. We identify with the values expressed by Indian ceramic tradition ethical code, which guarantee absolute compliance with labor regulations, and with the marks Made in India and which certify the quality of authentic Italian style.



# WE CARE FOR NATURE

## ENERGY OPTIMIZATION

- Efficient methane gas cogeneration plant
- Heat recovery from furnaces and cooling water
- CHP vapour recovery with 40% savings in methane gas
- 100% LED lighting, 50% annual power savings

## WASTE MANAGEMENT

- 100% recycled raw and cooked waste
- 99% waste sent to recovery
- 100% recycled industrial water and 27% reduction in water consumption over the last 3 years
- 100% recyclable packaging materials

## ENVIRONMENTAL HEALTH

- Continuously operating purification and filtration systems
- RTO system to reduce harmful emissions and odours
- Automated Vertical Warehouse: 60% reduction in CO<sub>2</sub>
- 0% lead, cadmium, and other carcinogenic substances in products





# CLEANING & MAINTAINANCE

## 1. CLEANING AFTER INSTALLATION

FOR REMOVING THE FOLLOWING RESIDUICE	TYPE OF DETERGENT	DETERGENT NAMES
cement base grout grout lime	buffered acid based	keranet
		cement remover
		deterdek pro
		hmk r63
		solvacid

## 2. EXTRAORDINARY CLEANING

FOR REMOVING THE FOLLOWING RESIDUICE	TYPE OF DETERGENT	DETERGENT NAMES
grease dust footmarks base cleaning	multipurpose alkaline-based (1)	ps87 pro
		intensivreiniger
		hmk r55
coffee coke fruit juice	multipurpose alkaline-based (1)	coloured stain remover
		super deterjet
wine	oxidizing agent	oxidant candeggina
calcareous deposits	acid-based (1)	viakal
rust	acid-based (1)	acido muriatico diluito
inks felt-tipped pen	solvent-based	diluyente nitro, acqua ragia
		coloured stain remover
pneumatic stains from rubber metals or pencils	abrasive paste (1)	vim clorex (2)
		polishing cream (2)
		detergum (3)
tile joint stains	specific	fuganet
		fugenreiniger
clean on a daily basis	neutral universal degreaser	floor cleaner
		cleaner pro
		pflgereiniger
		bonamain + / bmain +
		smac expresse sgrassatore

# SPECIAL MAINTENANCE

## REMOVING GLOSSY GLAZE

Standard detergents that are available in the market sometimes contain waxes or polish additives that, wash after wash, deposit **glossy glaze** on the floor and causes annoying marks. These types of glazes can also settle on some joint grouts. When simply types of foods such as Coke, wine, water, etc., fall on the floor, they remove this type of glossy glaze and restore the **original appearance** of the tiles (a more opaque look).

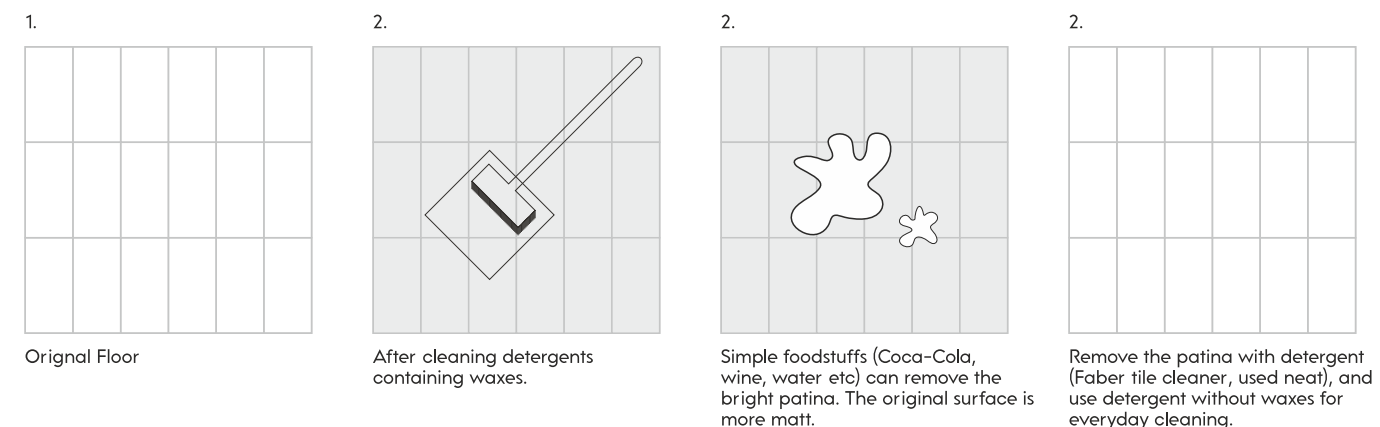
In the middle of the shinier floor, the areas without wax appear as opaque marks, but they are actually the only clean parts of the floor. In these cases, the following must be done:

1. First of all, remove the glossy glaze from the entire floor (see table below);
2. Then, for daily cleaning, use neutral detergents that do not contain wax or polishing glaze

**NEVER USE:** Waxing and impregnating agents - Acid or alkaline detergents - Abrasive pastes - Abrasive brushes or sponges.

RESIDUES TO BE REMOVED	TYPE OF DETERGENT	DETERGENT NAMES
glossy glaze	weak acidulous	tile cleaner pure (*)

(\*) Do not follow the instructions on the package, just apply the pure detergent, leave it on for 5-10 minutes, rub it with soft pads (white, yellow) and rinse it thoroughly with water.



## CLEANING "AFTER THE INSTALLATION"

1. Cleaning "after the installation" helps remove residues of grout-joints, cement and lime. This is obligatory at the end of the installation, for glazed tiles and unglazed tiles.
  2. If the cleaning "after the installation" is not carried out properly or if is not carried out at all, is often a cause of marks that prevent the floor from being clean even if a good daily cleaning is performed.
  3. Whenever is possible, especially for medium to large surfaces, it is advisable to use a single-brush machine with soft disks (white or beige).
  4. cleaning cement-based grouts mixed with water.
- It is carried out with specific detergents based with buffered and diluted acids. The table below shows some of these detergents, which are easily available in the market.


## INSTRUCTIONS ON HOW TO CLEAN "AFTER THE INSTALLATION"

1. Clean 4-5 days after the grouting (the grout must be hardened); do not wait over 10 days. In addition to this period, the cleaning can become very laborious.
2. Moisten the floor with water before cleaning. This way the groutings are soaked with water and the contact with detergents is reduced.
3. Let the detergents operate for limited periods, hence rinse out with water as soon as possible.
4. It must not be carried out if the tiled surfaces are very hot (i.e. exposed to the sun during very warm days); this must be avoided as the action of aggressive chemicals become very harsh. On the summer, proceed with the operation during the coolest period of the day.
5. Make sure to always perform a precautionary test before using the product (on a tile that is not laid), especially for Lapped or Polished products.
6. cleaning for epoxy, bi-component and reagent grouts In these cases the removal must be carried out immediately and carefully following the recommendations of the manufacturers, as these grout harden very fastly, even in a few minutes. Please carefully follow the cleaning mode specified by the manufacturer of the grout used; verify its effectiveness (backlight also) with a preliminary cleaning test before grouting the entire floor/wall.
7. "Antislip" tiles that are made with rough and/or textured surfaces must be cleaned very laboriously. Therefore, it is advisable to clean "after the installation", quickly and thoroughly, using a single-brush machine with disks white and beige.





## LAYING INSTRUCTION

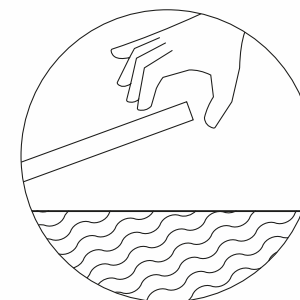
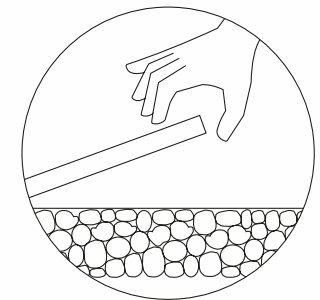


### DRY LAYING ON GRASS

In the case of a grass surface, the paving should be laid dry without the use of adhesives. This installation technique is simple, ecological, and can be carried out without specialised personnel. This technique is ideal for rapid creation of elegant paths in public parks and private gardens.

### LAYING ON GARVEL

The different installation methods make it possible to create complex spaces while ensuring visual uniformity even when working on diverse substrates. In the presence of a gravel substrate, the floor surface can be installed simply by placement of the tiles without the use of adhesives. This method streamlines the levelling procedure and also guarantees excellent stability. The solution allows the creation of decorative effects using gravel and pebbles of different particle sizes and colours.




### LAYING ON SCREED WITH ADHESIVE

The technical characteristics of the glazed vitrified tiles are perfectly compatible also with sandy substrates. This makes the system especially suitable for public areas in the proximity of beaches and in beach bars. Resistant to the action of solar UV radiation and prolonged contact with salt. Impervious to wear caused by sand abrasion. In addition, the R11 A+B+C surface is an advantage for the safety of holiday makers. Installed completely dry, the tiles are the ideal practical and robust solution for seasonal businesses requiring periodic setup and removal operations, such as kiosks or temporary structures in general installed on beaches.

### LAYING ON RAISED FLOOR

The Saans' 9mm glazed vitrified tiles are composed of pedestals to raise the floor surface with respect to the base level, resulting in the creation of an underfloor void that can be used to route electrical cables and pipework easily. This allows inspection of technical systems at any time and simple replacement of components if necessary. The system is assembled without adhesives. Dry assembly of the structure is extremely effective in applications where correct drainage is important.





**Thank You**